



**Zakład Mechaniki i Elektroniki  
ZAMEL sp.j.**  
J.W. Dzida, K. Łodzińska



ul. Zielona 27, 43-200 Pszczyna, Poland  
Tel. +48 (32) 210 46 65, Fax +48 (32) 210 80 04  
www.zamelcet.com, e-mail: marketing@zamel.pl

## DESCRIPTION

The PCP-04 multifunction relay is designed for timing function implementation in automatics and control systems. Both power supply voltage and control input trigger the relay. The PCP-04 relay is capable of operating in 8 independent modes which may be triggered by means of either power supply voltage or external trigger impulse (from either L or N wires). It is possible to adjust time within very wide range. The device is fitted with the relay state indicator – the LED. It is possible to mount the device in the 60 mm junction box.

## FEATURES

- ☞ 8 operating modes,
- ☞ Relay state and time counting indicator – LED,
- ☞ Triggered by means of power supply voltage or control input in dependence of set operating mode,
- ☞ High accuracy of time measure,
- ☞ Relay output – one changeover contact, 5 A maximum load,
- ☞ Casing designed for mounting in a junction box.

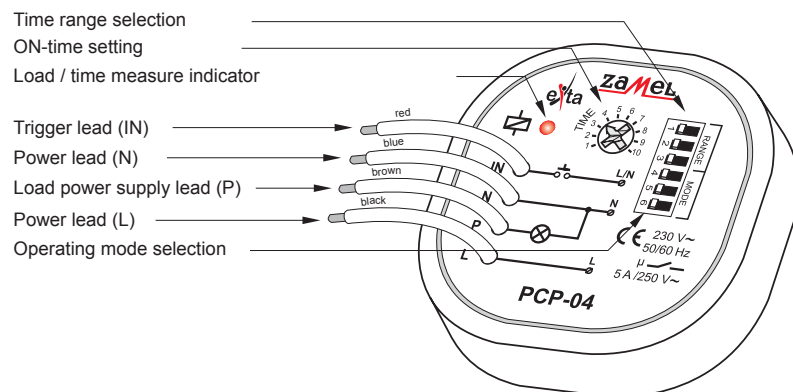


The timer should be connected to a single-phase system accordingly to current standards. The device connections will be described in this manual. Only qualified electricians are allowed to assembly, connect and adjust the timer. It is necessary to read this manual before the timer mounting. Do not disassembly the timer casing or you will lose any warranty rights and expose yourself to the electric shock hazard. Before mounting operation make sure of disconnecting the connection wires from the electric network. The timer should be carried, stored and used in an appropriate way. Do not mount the timer in case of any device parts lack, damage or deformation. In case of malfunction please notify the manufacturer.

## TECHNICAL DATA

PCP- 04	
Power terminals:	L (black), N (blue)
Rated voltage:	230 V~
Rated voltage tolerance:	-15 ÷ +10 %
Rated frequency:	50 / 60 Hz
Rated current:	15,5 mA
External trigger terminal:	IN (triggered from L or N line)
Trigger current:	510 µA
Op modes quantity:	8
t time adjustment range:	0,1 s ÷ 10 days (servo + continuous)
Time measure accuracy:	0,2 %
Relay state and time measure indicator:	red LED
Relay contacts parameters:	1NO5 A / 250 V AC1 1250 VA (voltage contact)
Connection terminals / leads quantity:	4
Connection wire section:	1 mm <sup>2</sup>
Operating temperature:	-20 ÷ +60 °C
Operating position:	optional
Casing fastening:	60 mm junction box
Casing IP:	IP20 (PN-EN 60529)
Protection class:	II
Overvoltage category:	II
Pollution level:	2
Dimensions:	50 x 50 x 15 mm
Weight:	30 g
Standard conformity:	PN-EN 60730-1 PN-EN 60730-2-7 PN-EN 61000-4-2,3,4,5,6,11

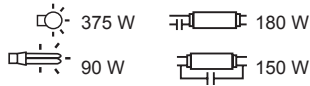
## APPERANCE



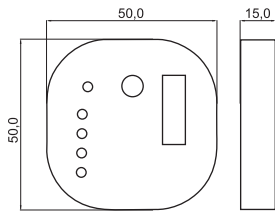
## ASSEMBLY

1. Disconnect the electric network by means of an appropriate cut-off, current-limiting circuit-breaker or separator.
2. Check if there is no any voltage between power leads by means of an appropriate gauge.
3. Mount the PCP-04 device in the 60 mm junction box.
4. Connect wires according to the electrical diagram.
5. Connect power supply circuit.
6. Select the op mode by means of the **MODE** switch.
7. Select time by means of the **TIME** handwheel and the **RANGE** switch, where  $t = \text{TIME} \times \text{RANGE}$ .

## LOAD



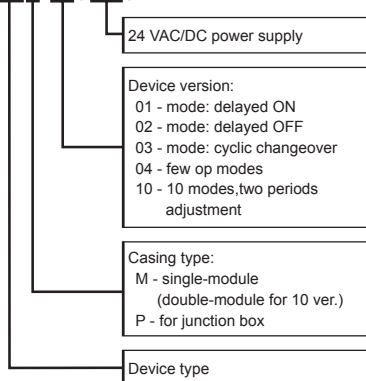
## CASING DIMENSIONS



## PRODUCT FAMILY

The PCP-04 time relay is a member of the PCX product family.

### PCX-xx (/24V)



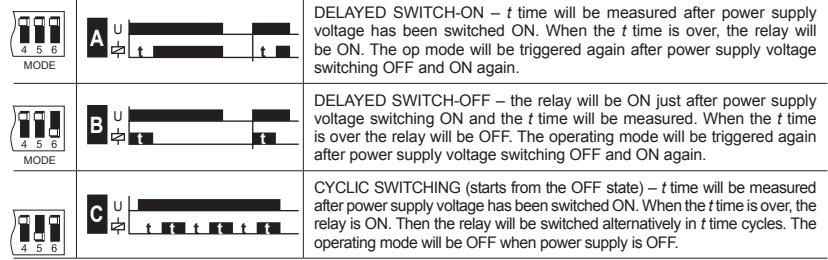
## WARRANTY

The product warranty is for a period of 24 months

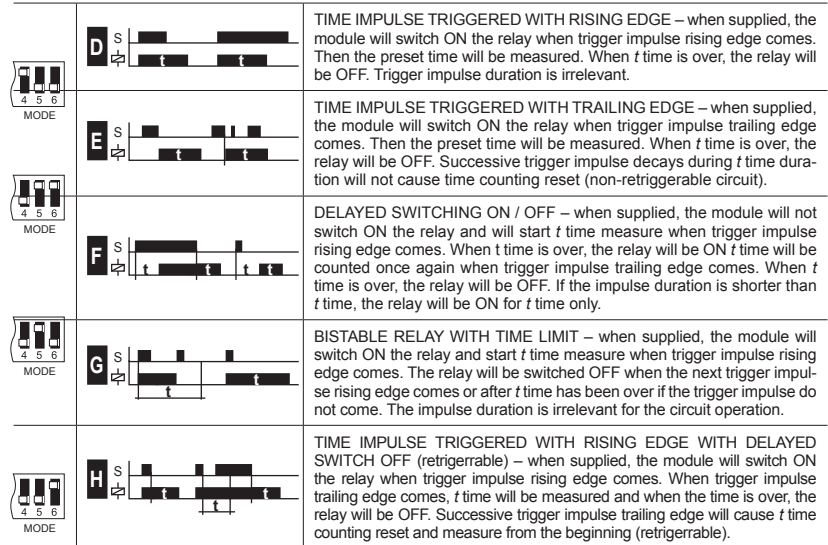
Dealer signature & stamp, purchase date

## OPERATION

### Power supply voltage trigger:



### External impulse trigger:

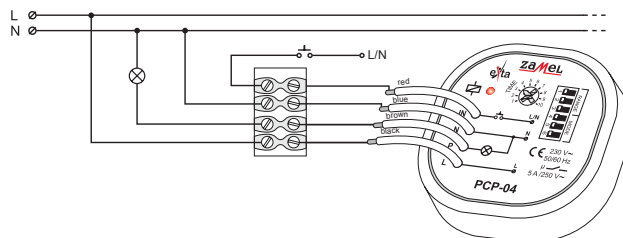


### Multiplier:

	0,1 s	1 s	10 s	1min.
	10 min.	1 hour	10 hours	1day



## CONNECTIONS



1. ZMIE ZAMEL SP. J. assures 24 months guarantee for the product.
2. The manufacturer's guarantee does not cover any of the following actions:
  - a) mechanical damage during transport, loading / unloading or under other circumstances,
  - b) damage caused by incorrect product mounting or misuse,
  - c) damage caused by unauthorised modifications made by the PURCHASER or any third parties to the product or any other devices needed for the product functioning,
  - d) damage caused by Act of God or any other incidents independent of the manufacturer.
3. The PURCHASER shall lay any claims in writing to the dealer or ZMIE ZAMEL SP. J.
4. ZMIE ZAMEL SP. J. is liable for processing any claim according to current Polish legislation.
5. ZMIE ZAMEL SP. J. shall process the claim at its own discretion: product repair, replacement or money return.
6. The manufacturer's guarantee is valid in the Republic of Poland.
7. The PURCHASER's statutory rights in any applicable legislation whether against the retailer arising from the purchase contract or otherwise are not affected by this warranty.