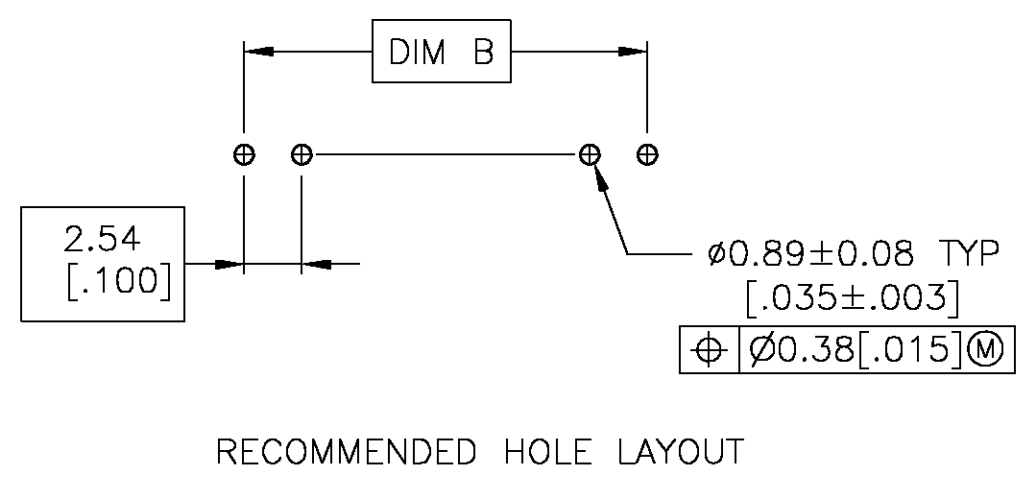
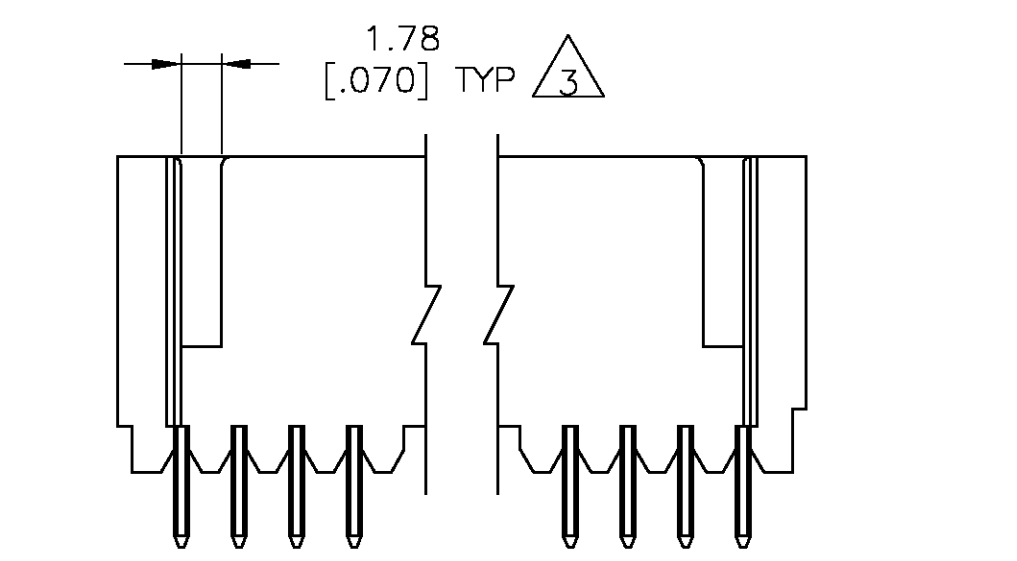
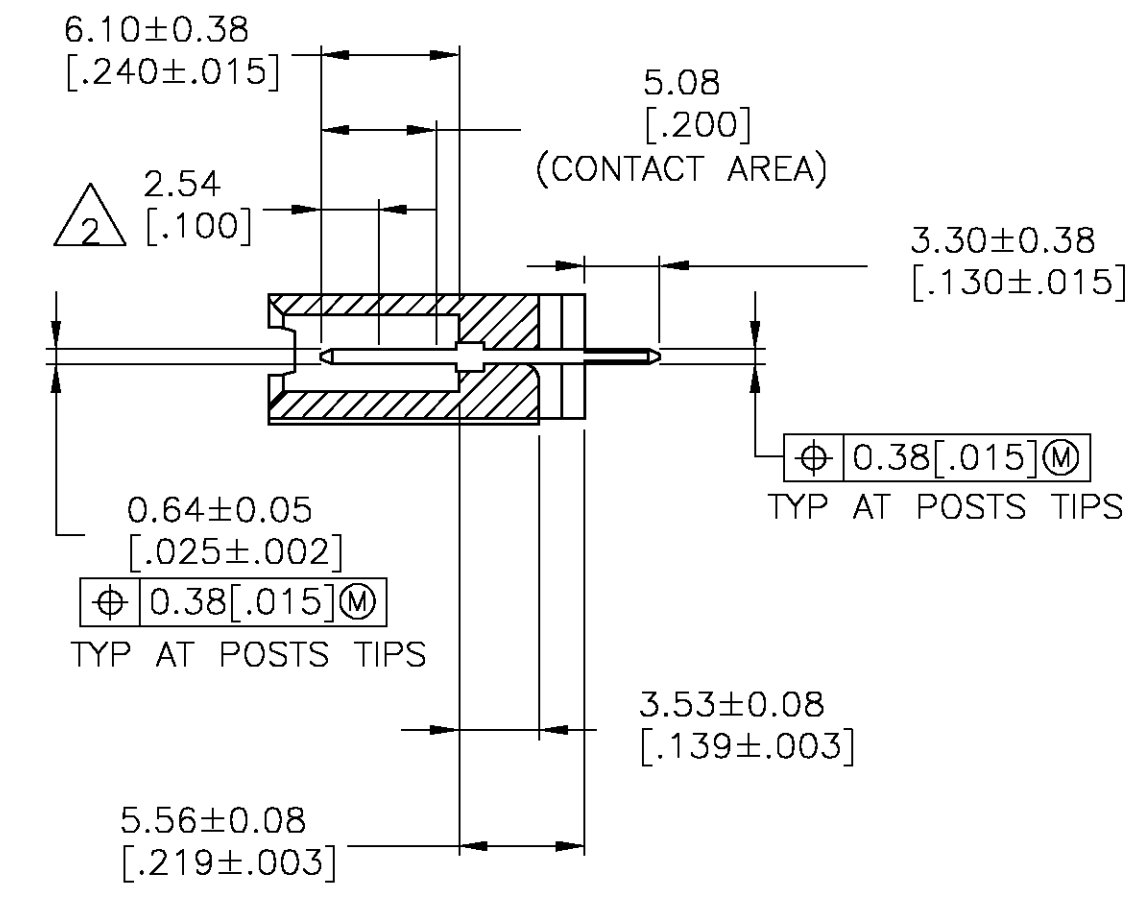
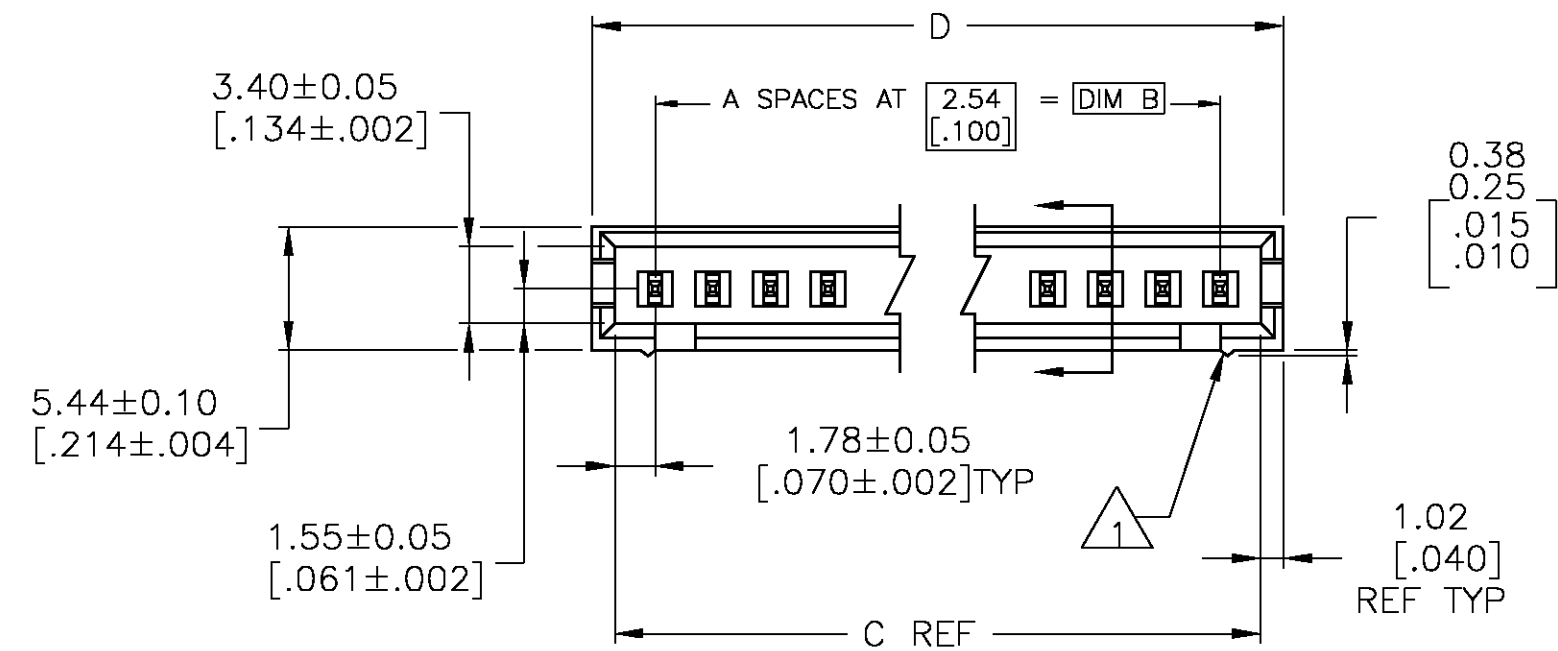
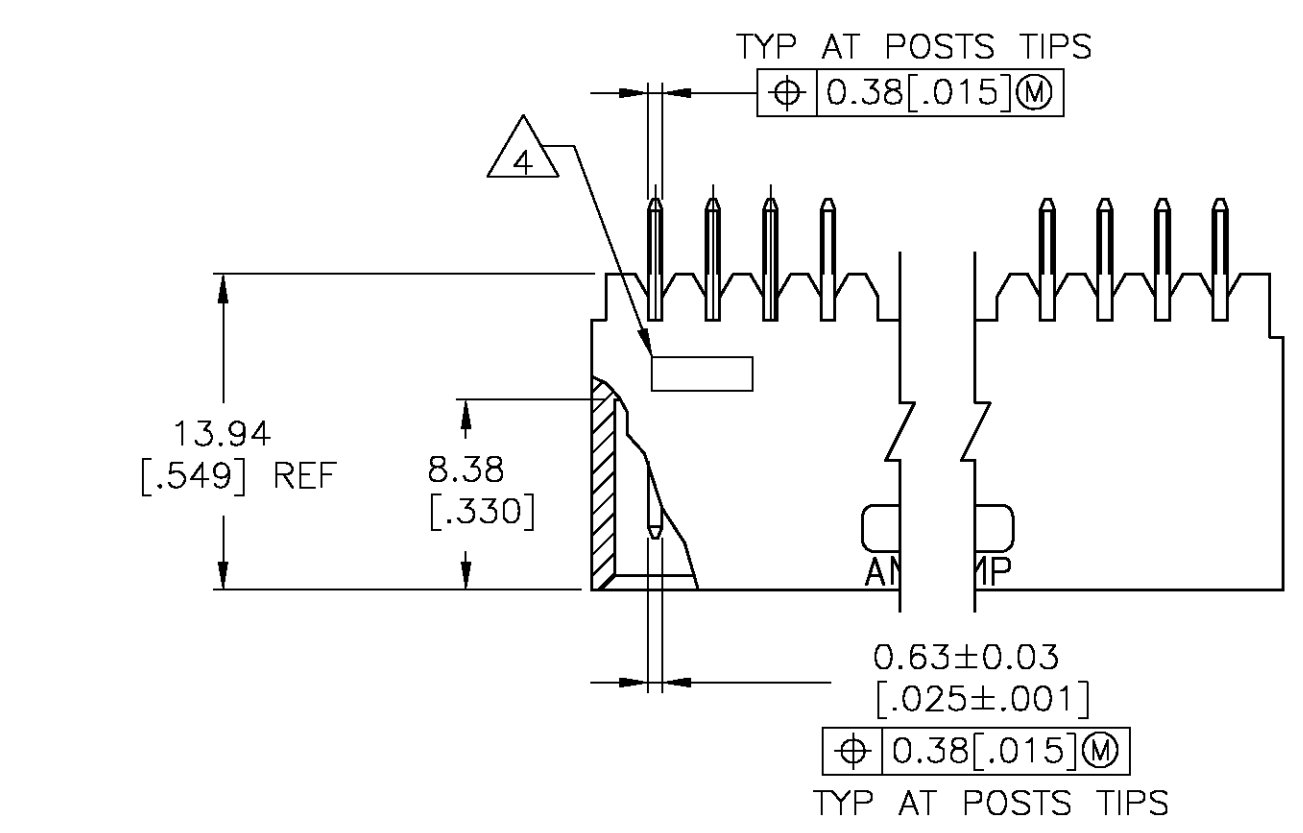


- 1 STANDOFFS: UP TO 9 POS--(2 REQD) ON THE OUTSIDE ENDS OF THE HOUSING
10 TO 19 POS--(3 REQD) TWO ON THE OUTSIDE ENDS AND ONE CENTERED ON THE HOUSING
19 POS AND LARGER--(4 REQD) TWO ON THE OUTSIDE ENDS AND TWO SPACED EVENLY WITHIN THE REMAINING LENGTH OF THE HOUSING
- 2 POINT OF MEASUREMENT FOR PLATING THICKNESS
- 3 FOR 3 POS (3--4 ONLY) ONE SLOT, 5.46[.215] WIDE.
- 4 RECESSED DATE CODE
- 5 HOUSING: FLAME RETARDANT THERMOPLASTIC, COLOR - BLACK.
POSTS: BRASS.
- 6 0.00038[.000015] GOLD ON THE CONTACT AREA,
0.00254[.000100]-0.00508[.000200] MATTE TIN-LEAD ON THE SOLDER TAIL
ALL OVER 0.00127[.000050] NICKEL.
- 7 0.00038[.000015] GOLD ON THE CONTACT AREA,
0.00254[.000100]-0.00508[.000200] MATTE TIN ON THE SOLDER TAIL
ALL OVER 0.00127[.000050] NICKEL.



	10.67 [.420]	8.64 [.340]	5.08 [.200]	2	3	8-102202-4
	66.55 [2.620]	64.52 [2.540]	60.96 [2.400]	24	25	7-102202-2
	64.01 [2.520]	61.98 [2.440]	58.42 [2.300]	23	24	7-102202-1
	61.47 [2.420]	59.44 [2.340]	55.88 [2.200]	22	23	7-102202-0
	58.93 [2.320]	56.90 [2.240]	53.34 [2.100]	21	22	6-102202-9
	56.39 [2.220]	54.36 [2.140]	50.80 [2.000]	20	21	6-102202-8
	53.85 [2.120]	51.82 [2.040]	48.26 [1.900]	19	20	6-102202-7
	51.31 [2.020]	49.28 [1.940]	45.72 [1.800]	18	19	6-102202-6
	48.77 [1.920]	46.74 [1.840]	43.18 [1.700]	17	18	6-102202-5
	46.23 [1.820]	44.20 [1.740]	40.64 [1.600]	16	17	6-102202-4
	43.69 [1.720]	41.66 [1.640]	38.10 [1.500]	15	16	6-102202-3
	41.15 [1.620]	39.12 [1.540]	35.56 [1.400]	14	15	6-102202-2
	38.61 [1.520]	36.58 [1.440]	33.02 [1.300]	13	14	6-102202-1
	36.07 [1.420]	34.04 [1.340]	30.48 [1.200]	12	13	6-102202-0
	33.53 [1.320]	31.50 [1.240]	27.94 [1.100]	11	12	5-102202-9
	30.99 [1.220]	28.96 [1.140]	25.40 [1.000]	10	11	5-102202-8
	28.45 [1.120]	26.42 [1.040]	22.86 [.900]	9	10	5-102202-7
	25.91 [1.020]	23.88 [.940]	20.32 [.800]	8	9	5-102202-6
	23.37 [.920]	21.34 [.840]	17.78 [.700]	7	8	5-102202-5
	20.83 [.820]	18.80 [.740]	15.24 [.600]	6	7	5-102202-4
	18.29 [.720]	16.26 [.640]	12.70 [.500]	5	6	5-102202-3
	15.75 [.620]	13.72 [.540]	10.16 [.400]	4	5	5-102202-2
	13.21 [.520]	11.18 [.440]	7.62 [.300]	3	4	5-102202-1
	10.67 [.420]	8.64 [.340]	5.08 [.200]	2	3	3-102202-4
OBSOLETE	94.49 [3.720]	92.46 [3.640]	88.90 [3.500]	35	36	3-102202-3
OBSOLETE	91.95 [3.620]	89.92 [3.540]	86.36 [3.400]	34	35	3-102202-2
OBSOLETE	89.41 [3.520]	87.38 [3.440]	83.82 [3.300]	33	34	3-102202-1
OBSOLETE	86.87 [3.420]	84.84 [3.340]	81.28 [3.200]	32	33	3-102202-0
OBSOLETE	84.33 [3.320]	82.30 [3.240]	78.74 [3.100]	31	32	2-102202-9
OBSOLETE	81.79 [3.220]	79.76 [3.140]	76.20 [3.000]	30	31	2-102202-8
OBSOLETE	79.25 [3.120]	77.22 [3.040]	73.66 [2.900]	29	30	2-102202-7
OBSOLETE	76.71 [3.020]	74.68 [2.940]	71.12 [2.800]	28	29	2-102202-6
OBSOLETE	74.17 [2.920]	72.14 [2.840]	68.58 [2.700]	27	28	2-102202-5
OBSOLETE	71.63 [2.820]	69.60 [2.740]	66.04 [2.600]	26	27	2-102202-4
OBSOLETE	69.09 [2.720]	67.06 [2.640]	63.50 [2.500]	25	26	2-102202-3
	66.55 [2.620]	64.52 [2.540]	60.96 [2.400]	24	25	2-102202-2
	64.01 [2.520]	61.98 [2.440]	58.42 [2.300]	23	24	2-102202-1
	61.47 [2.420]	59.44 [2.340]	55.88 [2.200]	22	23	2-102202-0
	58.93 [2.320]	56.90 [2.240]	53.34 [2.100]	21	22	1-102202-9
	56.39 [2.220]	54.36 [2.140]	50.80 [2.000]	20	21	1-102202-8
	53.85 [2.120]	51.82 [2.040]	48.26 [1.900]	19	20	1-102202-7
	51.31 [2.020]	49.28 [1.940]	45.72 [1.800]	18	19	1-102202-6
	48.77 [1.920]	46.74 [1.840]	43.18 [1.700]	17	18	1-102202-5
	46.23 [1.820]	44.20 [1.740]	40.64 [1.600]	16	17	1-102202-4
	43.69 [1.720]	41.66 [1.640]	38.10 [1.500]	15	16	1-102202-3
	41.15 [1.620]	39.12 [1.540]	35.56 [1.400]	14	15	1-102202-2
	38.61 [1.520]	36.58 [1.440]	33.02 [1.300]	13	14	1-102202-1
	36.07 [1.420]	34.04 [1.340]	30.48 [1.200]	12	13	1-102202-0
	33.53 [1.320]	31.50 [1.240]	27.94 [1.100]	11	12	102202-9
	30.99 [1.220]	28.96 [1.140]	25.40 [1.000]	10	11	102202-8
	28.45 [1.120]	26.42 [1.040]	22.86 [.900]	9	10	102202-7
	25.91 [1.020]	23.88 [.940]	20.32 [.800]	8	9	102202-6
	23.37 [.920]	21.34 [.840]	17.78 [.700]	7	8	102202-5
	20.83 [.820]	18.80 [.740]	15.24 [.600]	6	7	102202-4
	18.29 [.720]	16.26 [.640]	12.70 [.500]	5	6	102202-3
	15.75 [.620]	13.72 [.540]	10.16 [.400]	4	5	102202-2
	13.21 [.520]	11.18 [.440]	7.62 [.300]	3	4	102202-1
PLATING	D	C	B	A	NO OF POSN	PART NUMBER

THIS DRAWING IS A CONTROLLED DOCUMENT. DWN E. BRANDBERG 04NOV97
 DIMENSIONS: mm [NCHES] TOLERANCES UNLESS OTHERWISE SPECIFIED:
 0 PLC ± -
 1 PLC ± -
 2 PLC ± -
 3 PLC ± 0.38 [.015]
 4 PLC ± -
 ANGLES FINISH SEE TABLE
 MATERIAL 5
 THIS DRAWING IS A CONTROLLED DOCUMENT. DWN S. SHUEY 04NOV97
 APVD S. SHUEY 04NOV97 NAME Tyco Electronics Corporation
 PRODUCT SPEC HARRISBURG, PA 17105-3608
 APPLICATION SPEC ASSEMBLY, MOD II, HEADER, SINGLE ROW, 2.54 [.100] C/L, VERTICAL, WITH 0.64 [.025] SQUARE POSTS
 SIZE A1 CAGE CODE 00779 DRAWING NO 102202 RESTRICTED TO
 WEIGHT -
 CUSTOMER DRAWING SCALE 3:1 SHEET 1 OF 1 REV P