

AC Filter for PCB Mounting in Flat Housing

Standard- or Medical-Filter



Description

- Chassis: PCB Mounting, from top
- Line filter in standard and medical version, 1-stage, standard attenuation
- For PCB mounting
- Excellent price/performance ratio

Approvals

- VDE Certificate Number: 40004673
- UL File Number: E72928

Characteristics

- Cost-saving plastic housing
- Designed for standard applications
- Protection against interference voltage from the mains
Possible interferences generated in the equipment are strongly attenuated
- For standard applications
- Qualified for use in equipment according IEC/EN 60950

Other versions on request

- Version with wire connection
- Medical version M80

References

Alternative: Standard version

Weblinks

[pdf-datasheet](#), [html-datasheet](#), [General Product Information](#), [Approvals](#), [RoHS](#), [CHINA-RoHS](#), [Mating Connectors](#), [e-Shop](#), [SCHURTER-Stock-Check](#), [Distributor-Stock-Check](#), [CAD-Drawings](#), [Accessories](#), [Detailed request for product](#)

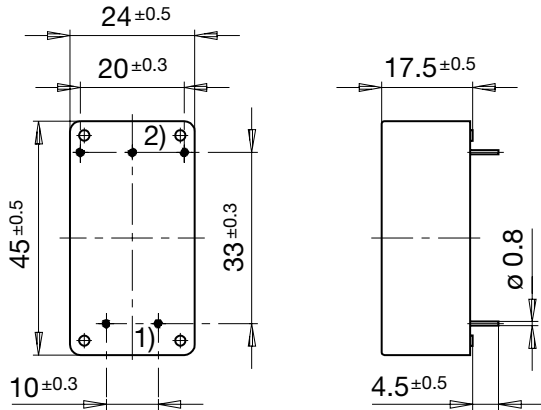
Technical Data

Ratings IEC	0.5 - 6,5A @ Ta 40 °C / 250VAC; 50Hz
Ratings UL/CSA	0.5 - 6.5A @ Ta 40 °C / 125VAC; 60Hz
Leakage Current	standard < 0.25mA (250V / 60Hz) medical < 5 µA (250 V / 60 Hz)
Dielectric Strength	> 1.7kVDC between L-N > 2.7kVDC between L/N-PE Test voltage (2 sec)
Allowable Operation Temp.	-25 °C to 85 °C
Climatic Category	25/085/21 acc. to IEC 60068-1
Protection Class	Suitable for appliances with protection class I acc. to IEC 61140
Terminal	For PCB mounting , tin-plated
Material: Housing	Thermoplastic, black, UL 94V-0

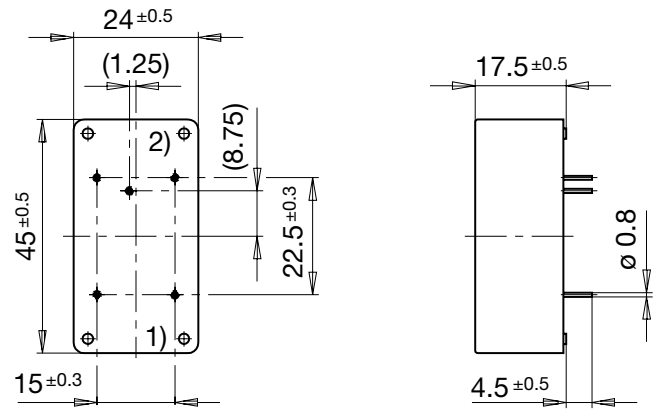
Line Filter	Standard and Medical Version, IEC 60939, IEC 60601-1, UL 1283, UL 544, EN 133 200, CSA C22.2 no. 8 Technical Details
MTBF	> 200'000h acc. to MIL-HB-217 F

Dimensions

Case 27P



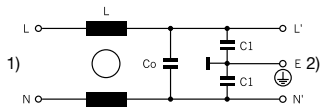
Case 27-1P



1) Line
2) Load

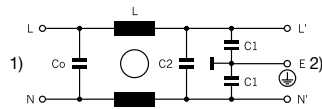
Diagrams

S2 standard version



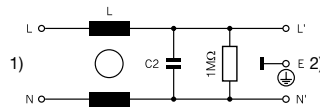
1) Line
2) Load

S3 standard version



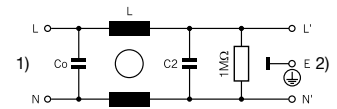
1) Line
2) Load

S4 medical version



1) Line
2) Load

S5 medical version

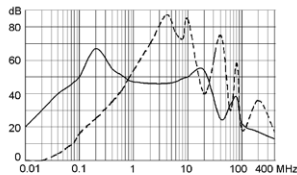


1) Line
2) Load

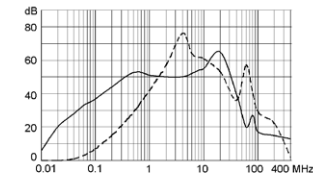
Attenuation Loss

Standard version
0.5 A

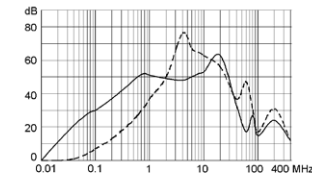
--- differential mode ____ common mode



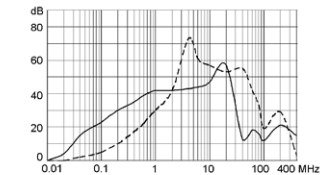
1 A



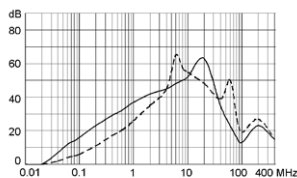
1.6 A



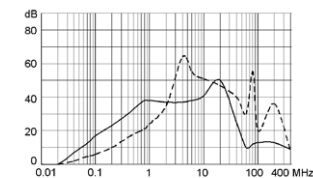
2.5 A



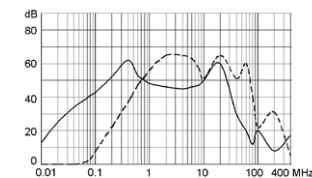
4 A



6.5 A

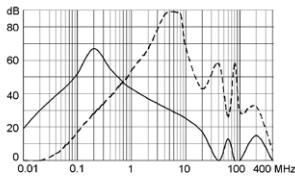


0.8 A

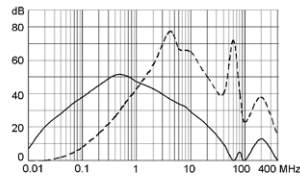


Medical version (M5)

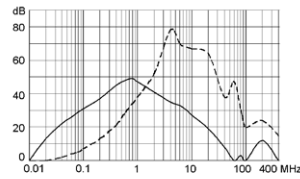
0.5 A



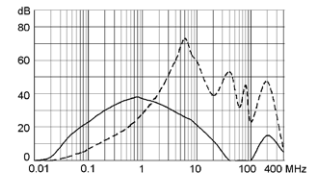
1 A



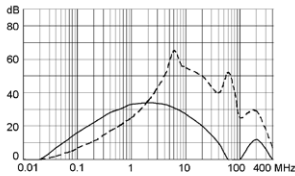
1.6 A



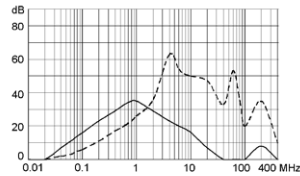
2.5 A



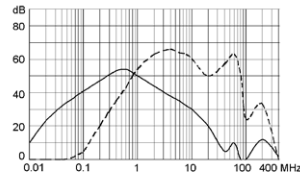
4 A



6.5 A



0.8 A



Variants

Rated Current [A]	Filter-Type	L [mH]	Co / C2 (X2) [μF]	C1 (Y2) [nF]	Diagram	Weight [g]	Housing	Order Number
0.8	Standard Version	2 x 20	0.068/0.015	2.2	S3	-	27-1P	5500.2020
0.5	Standard Version	2 x 40	0.1	2.2	S2	-	27P	5500.2014
1	Standard Version	2 x 10	0.1	2.2	S2	-	27P	5500.2015
1.6	Standard Version	2 x 6	0.1	2.2	S2	-	27P	5500.2016
2.5	Standard Version	2 x 2	0.1	2.2	S2	-	27P	5500.2017
4	Standard Version	2 x 1	0.1	2.2	S2	-	27P	5500.2018
6,5	Standard Version	2 x 1	0.1	2.2	S2	-	27P	5500.2019
0.8	Medical Version (M5)	2 x 20	0.068/0.015	-	S5	-	27-1P	5500.2129
0.5	Medical Version (M5)	2 x 40	0.1	-	S4	-	27P	5500.2127
1	Medical Version (M5)	2 x 10	0.1	-	S4	-	27P	5500.2130
1.6	Medical Version (M5)	2 x 6	0.1	-	S4	-	27P	5500.2131
2.5	Medical Version (M5)	2 x 2	0.1	-	S4	-	27P	5500.2132
4	Medical Version (M5)	2 x 1	0.1	-	S4	-	27P	5500.2133
6,5	Medical Version (M5)	2 x 1	0.1	-	S4	-	27P	5500.2128

Packaging unit 50 Pcs