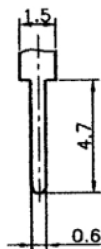
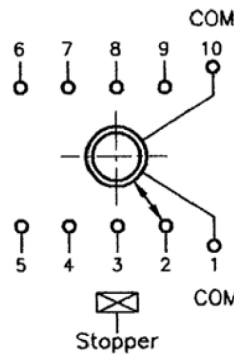


TERMINAL DETAIL

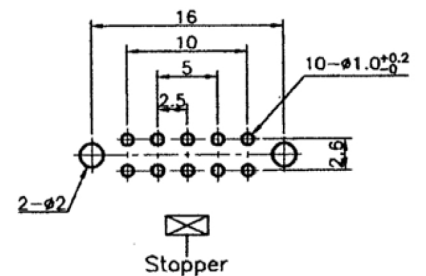


# Ninigi

SCHEMATIC



P.C.B MOUNTING DETAIL



	1Pole	6Position
Terminal NO.	1(10)	2 3 4 5 6 7

No.	Model	L	F			
12	WZZ-032	Butter				
11	BX-450/A	Grease				
10	W-9	Washer	1	Steel t=0.4	Zinc Plating	✓ 20F6 20 12
9	N-9	NUT	1	Steel t=2	Zinc Plating	25F6 25 12
8	SR1727	Steel Ball	1	Steel	Ni Plating	
7	SR1715	Spring Piece	1	Stainless Steel t=0.2	No Plating	
6	SR1705B1	Terminal Lug	1	Brass t=0.4	Ag Plating	
5	SR1711B1	Basic	1	Nylon+30%FB	No Plating	
4	SR1706	Contact Plate	1	Phosphor-bronze t=0.15	Ag Plating	
3	SR1709B	Case	1	Steel t=0.6	Sn Plating	△
2	SR1702	Bushing	1	Zinc	No Plating	△
1	SR1701- F6	Shaft	1	POM	No Plating	△
NO	Part No	Description	QTY	Material	Finishing	MODEL SR17B-1-6-20 F6-9-N. A
TOLERANCES		DIMENSION	SCALE	DRAWING BY	CHECKED BY	APPROVED BY
less than 10	± 0.3	m/m	/			
above 10 - 30	± 0.5					
above 30 - 100	± 1.0					
angular dimension	± 5°					DRAWING NO. SR17B-004
						Switch\SR17\Spec.