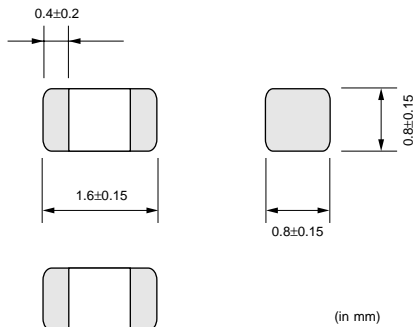


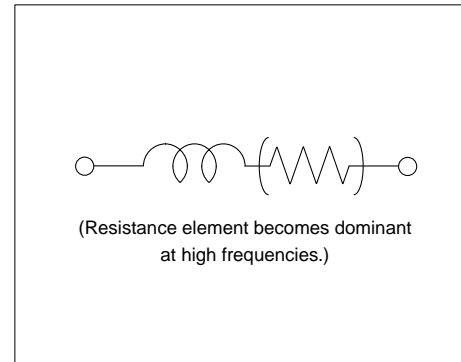
Chip EMIFIL[®] Inductor Type Chip Ferrite Beads

BLM18B Series (0603 Size)

Dimension



Equivalent Circuit



Packaging

| Code | Packaging | Minimum Quantity |
|------|------------------|------------------|
| D | 180mm Paper Tape | 4000 |
| J | 330mm Paper Tape | 10000 |
| B | Bulk(Bag) | 1000 |

Rated Value (□: packaging code)

| Part Number | Impedance (at 100MHz/20°C) | Impedance (at 1GHz/20°C) | Rated Current | DC Resistance(max.) | Operating Temperature Range | Number of Circuits |
|----------------|-------------------------------|-----------------------------|---------------|---------------------|--------------------------------|--------------------|
| BLM18BA050SN1□ | 5ohm±25% | - | 500mA | 0.20ohm | -55°C to +125°C | 1 |
| BLM18BB050SN1□ | 5ohm±25% | - | 700mA | 0.05ohm | -55°C to +125°C | 1 |
| BLM18BA100SN1□ | 10ohm±25% | - | 500mA | 0.25ohm | -55°C to +125°C | 1 |
| BLM18BB100SN1□ | 10ohm±25% | - | 700mA | 0.10ohm | -55°C to +125°C | 1 |
| BLM18BA220SN1□ | 22ohm±25% | - | 500mA | 0.35ohm | -55°C to +125°C | 1 |
| BLM18BB220SN1□ | 22ohm±25% | - | 600mA | 0.20ohm | -55°C to +125°C | 1 |
| BLM18BA470SN1□ | 47ohm±25% | - | 300mA | 0.55ohm | -55°C to +125°C | 1 |
| BLM18BB470SN1□ | 47ohm±25% | - | 550mA | 0.25ohm | -55°C to +125°C | 1 |
| BLM18BD470SN1□ | 47ohm±25% | - | 500mA | 0.30ohm | -55°C to +125°C | 1 |
| BLM18BB600SN1□ | 60ohm±25% | - | 550mA | 0.25ohm | -55°C to +125°C | 1 |
| BLM18BA750SN1□ | 75ohm±25% | - | 300mA | 0.70ohm | -55°C to +125°C | 1 |
| BLM18BB750SN1□ | 75ohm±25% | - | 500mA | 0.30ohm | -55°C to +125°C | 1 |
| BLM18BA121SN1□ | 120ohm±25% | - | 200mA | 0.90ohm | -55°C to +125°C | 1 |
| BLM18BB121SN1□ | 120ohm±25% | - | 500mA | 0.30ohm | -55°C to +125°C | 1 |
| BLM18BD121SN1□ | 120ohm±25% | - | 200mA | 0.40ohm | -55°C to +125°C | 1 |
| BLM18BB141SN1□ | 140ohm±25% | - | 450mA | 0.35ohm | -55°C to +125°C | 1 |
| BLM18BB151SN1□ | 150ohm±25% | - | 450mA | 0.37ohm | -55°C to +125°C | 1 |
| BLM18BD151SN1□ | 150ohm±25% | - | 200mA | 0.40ohm | -55°C to +125°C | 1 |
| BLM18BB221SN1□ | 220ohm±25% | - | 450mA | 0.45ohm | -55°C to +125°C | 1 |

Continued on the following page.

● This data sheet is applied for CHIP FERRITE BEAD used for General Electronics equipment for your design.

Note:

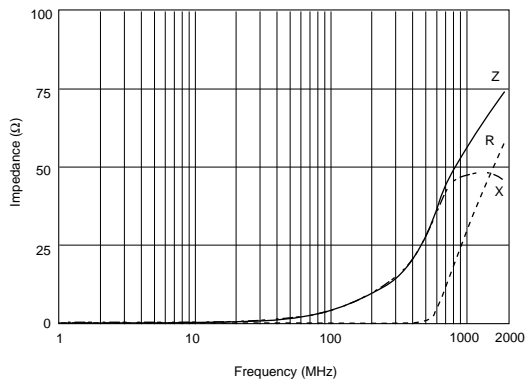
- This datasheet is downloaded from the website of Murata Manufacturing co., Ltd. Therefore, it's specifications are subject to change or our products in it may be discontinued without advance notice. Please check with our sales representatives or product engineers before ordering.
- This datasheet has only typical specifications because there is no space for detailed specifications. Therefore, please approve our product specifications or transact the approval sheet for product specifications before ordering.

Continued from the preceding page.

| Part Number | Impedance (at 100MHz/20°C) | Impedance (at 1GHz/20°C) | Rated Current | DC Resistance(max.) | Operating Temperature Range | Number of Circuits |
|----------------|----------------------------|--------------------------|---------------|---------------------|-----------------------------|--------------------|
| BLM18BD221SN1□ | 220ohm±25% | - | 200mA | 0.45ohm | -55°C to +125°C | 1 |
| BLM18BB331SN1□ | 330ohm±25% | - | 400mA | 0.58ohm | -55°C to +125°C | 1 |
| BLM18BD331SN1□ | 330ohm±25% | - | 200mA | 0.50ohm | -55°C to +125°C | 1 |
| BLM18BD421SN1□ | 420ohm±25% | - | 200mA | 0.55ohm | -55°C to +125°C | 1 |
| BLM18BB471SN1□ | 470ohm±25% | - | 300mA | 0.85ohm | -55°C to +125°C | 1 |
| BLM18BD471SN1□ | 470ohm±25% | - | 200mA | 0.55ohm | -55°C to +125°C | 1 |
| BLM18BD601SN1□ | 600ohm±25% | - | 200mA | 0.65ohm | -55°C to +125°C | 1 |
| BLM18BD102SN1□ | 1000ohm±25% | - | 100mA | 0.85ohm | -55°C to +125°C | 1 |
| BLM18BD152SN1□ | 1500ohm±25% | - | 50mA | 1.20ohm | -55°C to +125°C | 1 |
| BLM18BD182SN1□ | 1800ohm±25% | - | 50mA | 1.50ohm | -55°C to +125°C | 1 |
| BLM18BD222SN1□ | 2200ohm±25% | - | 50mA | 1.50ohm | -55°C to +125°C | 1 |
| BLM18BD252SN1□ | 2500ohm±25% | - | 50mA | 1.50ohm | -55°C to +125°C | 1 |

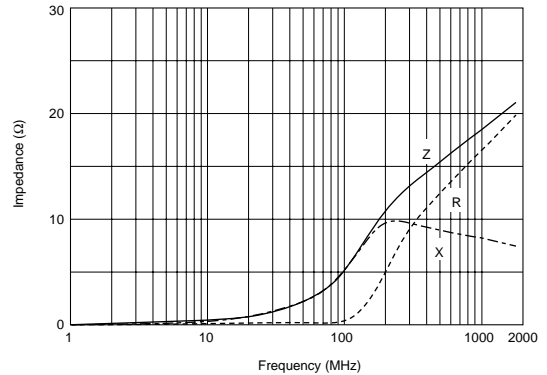
■ Impedance-Frequency Characteristics

BLM18BA050SN1



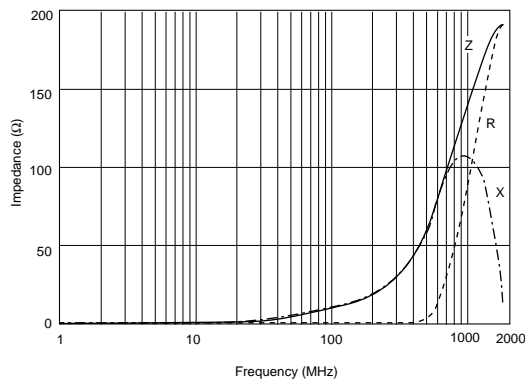
■ Impedance-Frequency Characteristics

BLM18BB050SN1



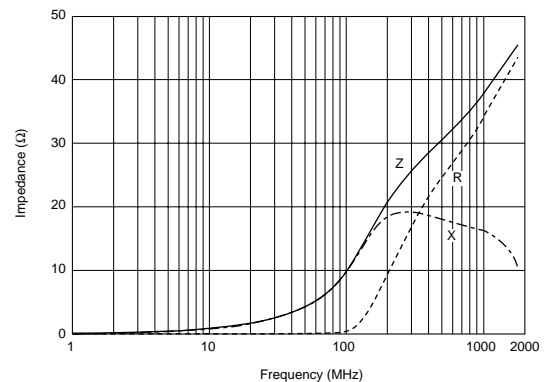
■ Impedance-Frequency Characteristics

BLM18BA100SN1



■ Impedance-Frequency Characteristics

BLM18BB100SN1



Continued on the following page. ↗

● This data sheet is applied for CHIP FERRITE BEAD used for General Electronics equipment for your design.

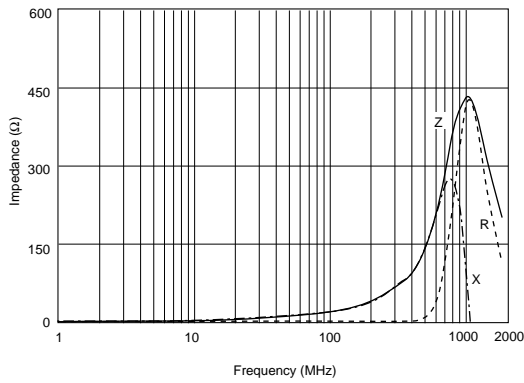
⚠ Note:

1. This datasheet is downloaded from the website of Murata Manufacturing co., Ltd. Therefore, it's specifications are subject to change or our products in it may be discontinued without advance notice. Please check with our sales representatives or product engineers before ordering.
2. This datasheet has only typical specifications because there is no space for detailed specifications. Therefore, please approve our product specifications or transact the approval sheet for product specifications before ordering.

Continued from the preceding page.

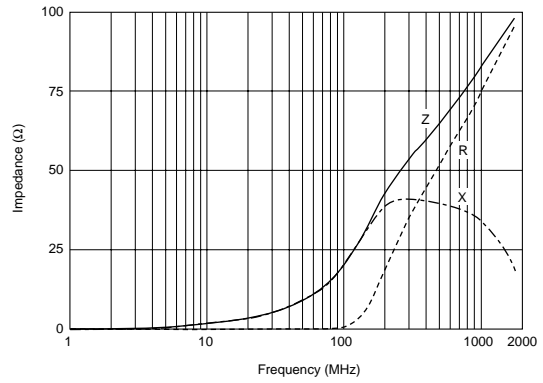
■ Impedance-Frequency Characteristics

BLM18BA220SN1



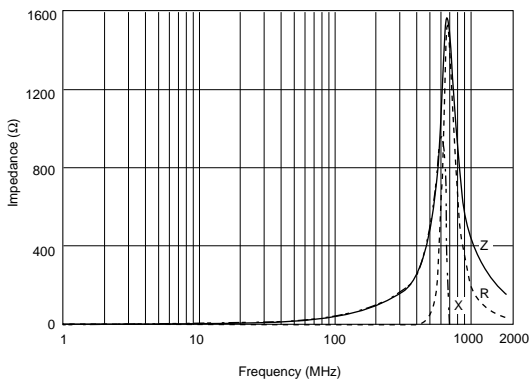
■ Impedance-Frequency Characteristics

BLM18BB220SN1



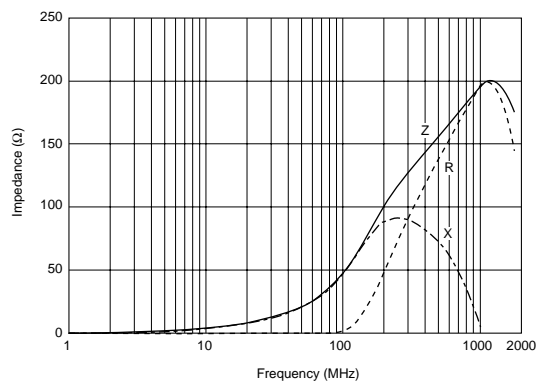
■ Impedance-Frequency Characteristics

BLM18BA470SN1



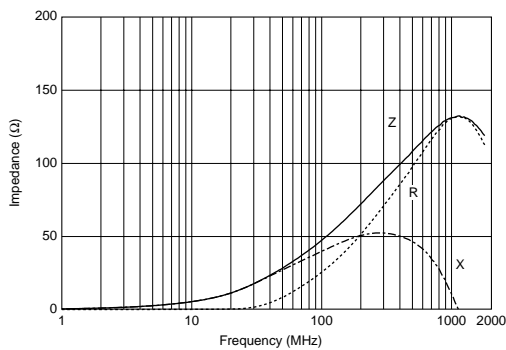
■ Impedance-Frequency Characteristics

BLM18BB470SN1



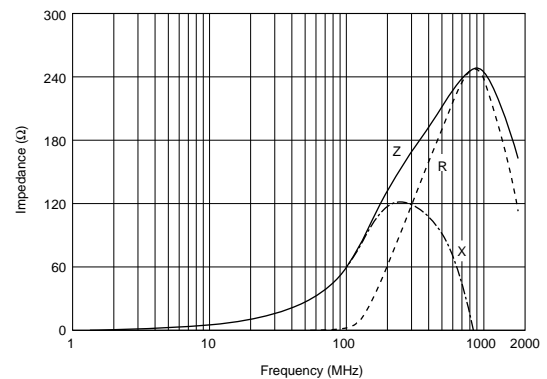
■ Impedance-Frequency Characteristics

BLM18BD470SN1



■ Impedance-Frequency Characteristics

BLM18BB600SN1



Continued on the following page. ↗

● This data sheet is applied for CHIP FERRITE BEAD used for General Electronics equipment for your design.

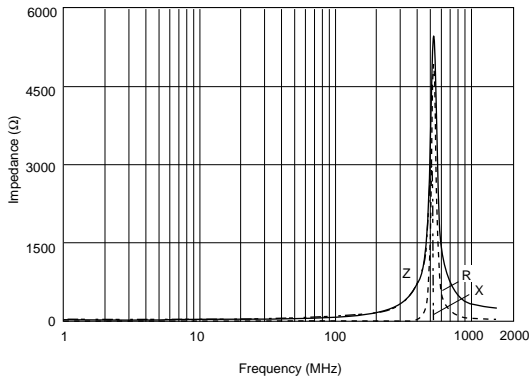
⚠ Note:

1. This datasheet is downloaded from the website of Murata Manufacturing co., Ltd. Therefore, it's specifications are subject to change or our products in it may be discontinued without advance notice. Please check with our sales representatives or product engineers before ordering.
2. This datasheet has only typical specifications because there is no space for detailed specifications. Therefore, please approve our product specifications or transact the approval sheet for product specifications before ordering.

Continued from the preceding page.

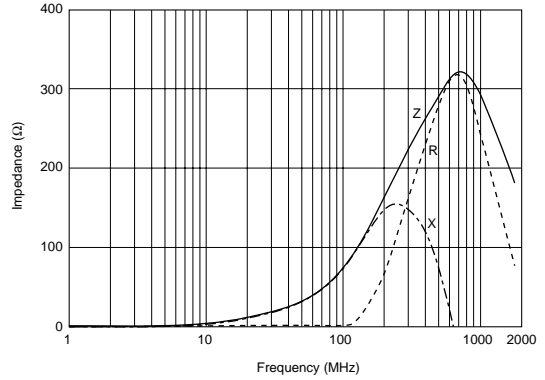
Impedance-Frequency Characteristics

BLM18BA750SN1



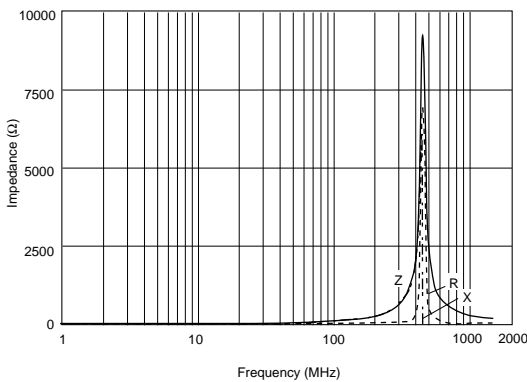
Impedance-Frequency Characteristics

BLM18BB750SN1



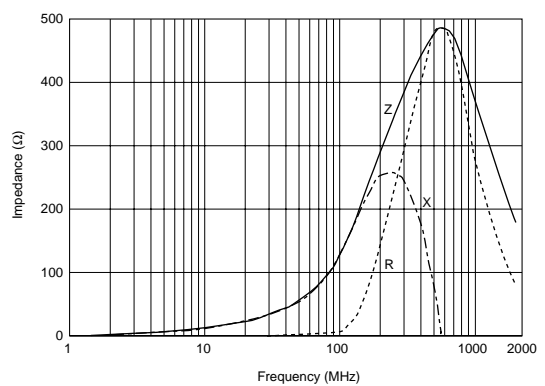
Impedance-Frequency Characteristics

BLM18BA121SN1



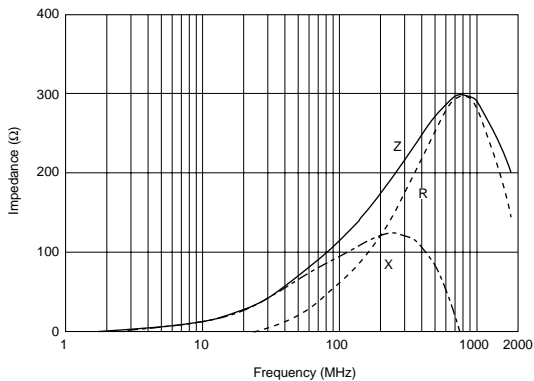
Impedance-Frequency Characteristics

BLM18BB121SN1



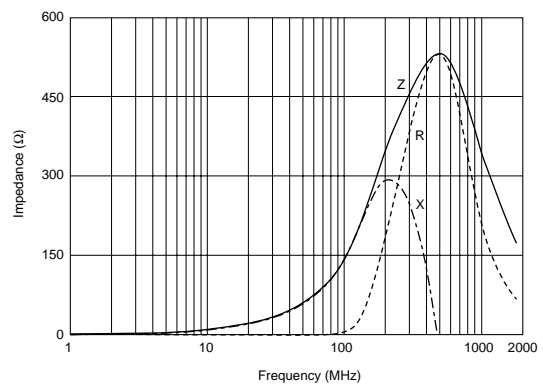
Impedance-Frequency Characteristics

BLM18BD121SN1



Impedance-Frequency Characteristics

BLM18BB141SN1



Continued on the following page. ↗

● This data sheet is applied for CHIP FERRITE BEAD used for General Electronics equipment for your design.

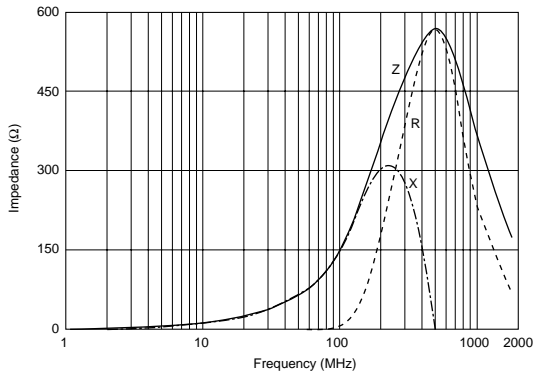
Note:

1. This datasheet is downloaded from the website of Murata Manufacturing co., ltd. Therefore, it's specifications are subject to change or our products in it may be discontinued without advance notice. Please check with our sales representatives or product engineers before ordering.
2. This datasheet has only typical specifications because there is no space for detailed specifications. Therefore, please approve our product specifications or transact the approval sheet for product specifications before ordering.

Continued from the preceding page.

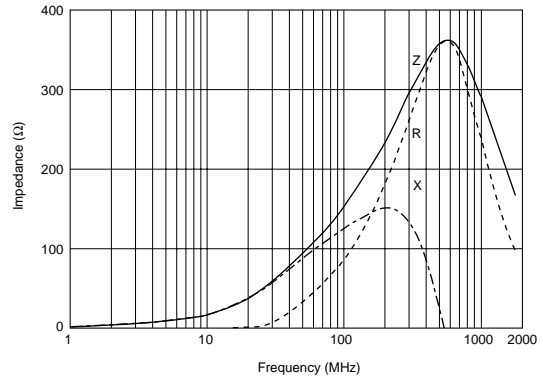
■ Impedance-Frequency Characteristics

BLM18BB151SN1



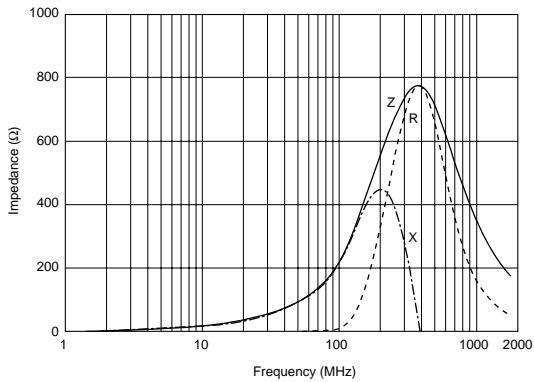
■ Impedance-Frequency Characteristics

BLM18BD151SN1



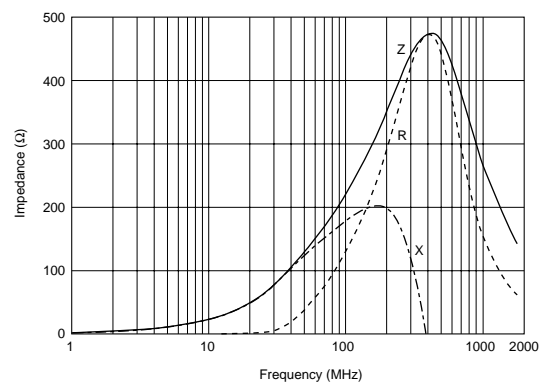
■ Impedance-Frequency Characteristics

BLM18BB221SN1



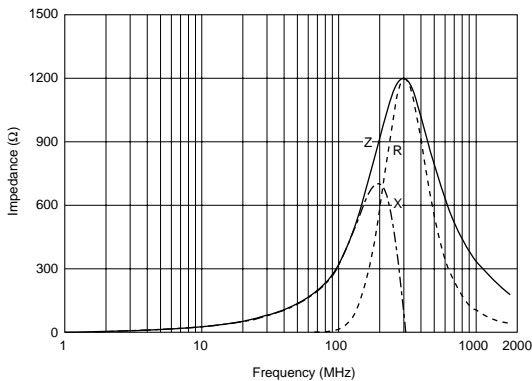
■ Impedance-Frequency Characteristics

BLM18BD221SN1



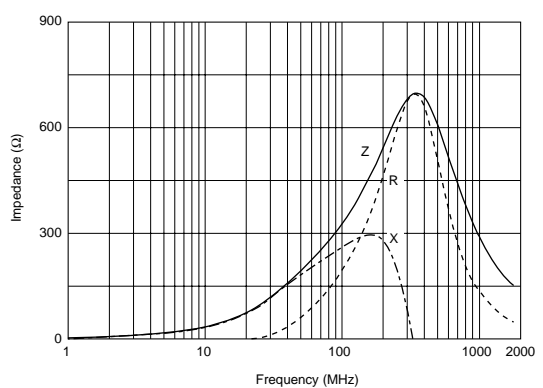
■ Impedance-Frequency Characteristics

BLM18BB331SN1



■ Impedance-Frequency Characteristics

BLM18BD331SN1



Continued on the following page. ↗

● This data sheet is applied for CHIP FERRITE BEAD used for General Electronics equipment for your design.

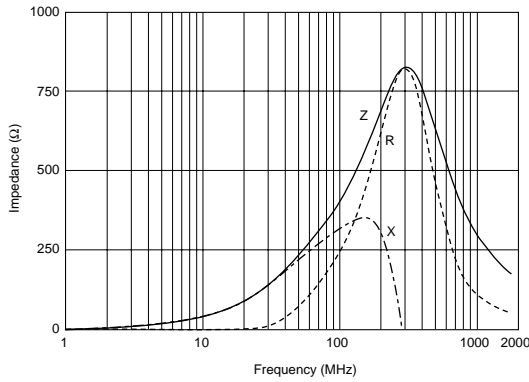
⚠ **Note:**

1. This datasheet is downloaded from the website of Murata Manufacturing co., Ltd. Therefore, it's specifications are subject to change or our products in it may be discontinued without advance notice. Please check with our sales representatives or product engineers before ordering.
2. This datasheet has only typical specifications because there is no space for detailed specifications. Therefore, please approve our product specifications or transact the approval sheet for product specifications before ordering.

Continued from the preceding page.

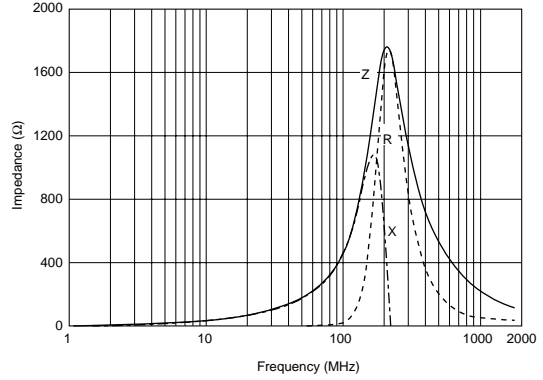
Impedance-Frequency Characteristics

BLM18BD421SN1



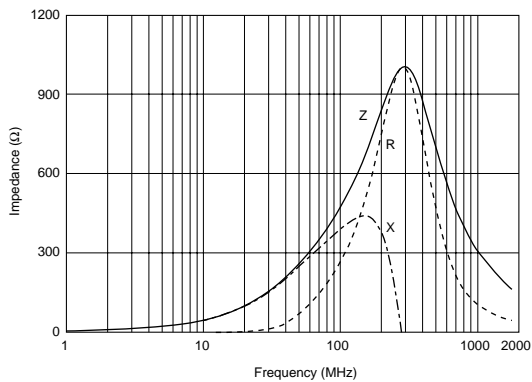
Impedance-Frequency Characteristics

BLM18BB471SN1



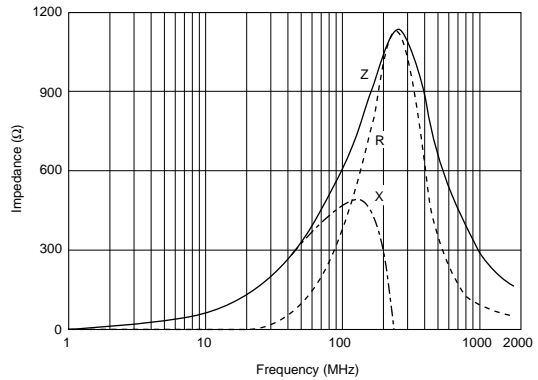
Impedance-Frequency Characteristics

BLM18BD471SN1



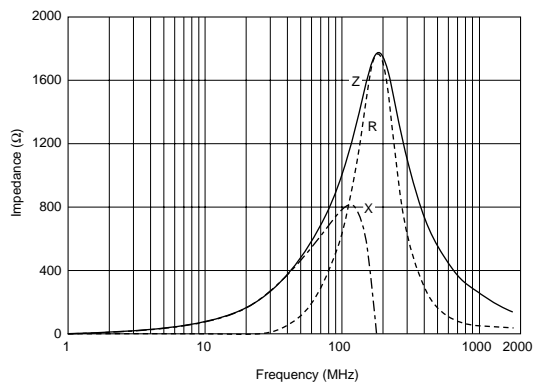
Impedance-Frequency Characteristics

BLM18BD601SN1



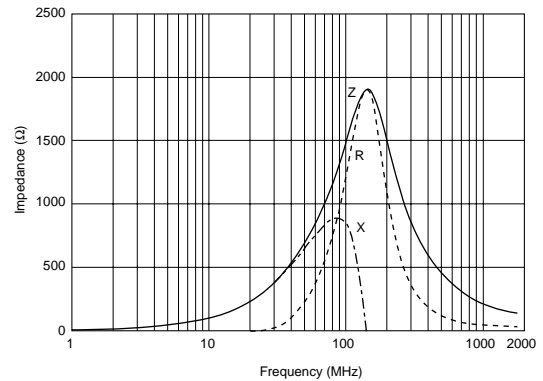
Impedance-Frequency Characteristics

BLM18BD102SN1



Impedance-Frequency Characteristics

BLM18BD152SN1



Continued on the following page. ↗

● This data sheet is applied for CHIP FERRITE BEAD used for General Electronics equipment for your design.

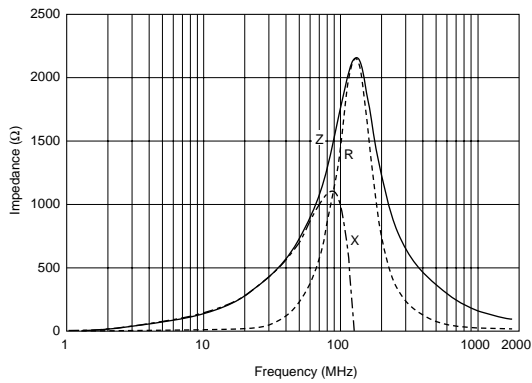
Note:

1. This datasheet is downloaded from the website of Murata Manufacturing co., Ltd. Therefore, it's specifications are subject to change or our products in it may be discontinued without advance notice. Please check with our sales representatives or product engineers before ordering.
2. This datasheet has only typical specifications because there is no space for detailed specifications. Therefore, please approve our product specifications or transact the approval sheet for product specifications before ordering.

Continued from the preceding page.

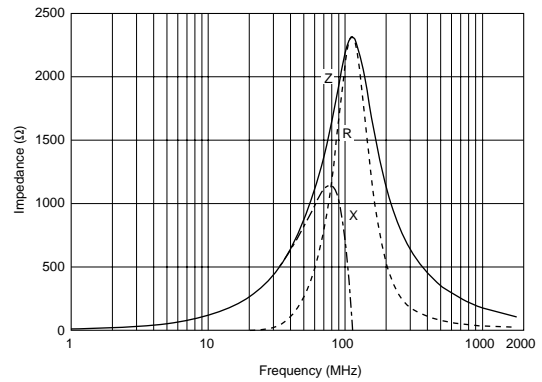
■ Impedance-Frequency Characteristics

BLM18BD182SN1



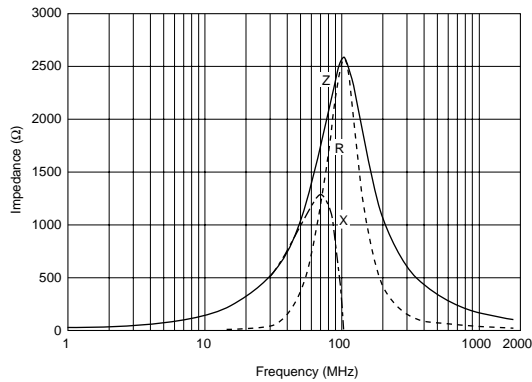
■ Impedance-Frequency Characteristics

BLM18BD222SN1



■ Impedance-Frequency Characteristics

BLM18BD252SN1



■ ⚠ Caution/Notice

⚠ Caution (Rating)

Do not use products beyond the rated current and rated voltage as this may create excessive heat and deteriorate the insulation resistance.

Notice

Solderability of Tin plating termination chip might be deteriorated when low temperature soldering profile where peak solder temperature is below the Tin melting point is used. Please confirm the solderability of Tin plating termination chip before use.

● This data sheet is applied for CHIP FERRITE BEAD used for General Electronics equipment for your design.

⚠ Note:

1. This datasheet is downloaded from the website of Murata Manufacturing co., Ltd. Therefore, it's specifications are subject to change or our products in it may be discontinued without advance notice. Please check with our sales representatives or product engineers before ordering.
2. This datasheet has only typical specifications because there is no space for detailed specifications. Therefore, please approve our product specifications or transact the approval sheet for product specifications before ordering.