Alle Rechte vorbehalten/ All rights reserved

X
(Lochbild)
(board drillings)

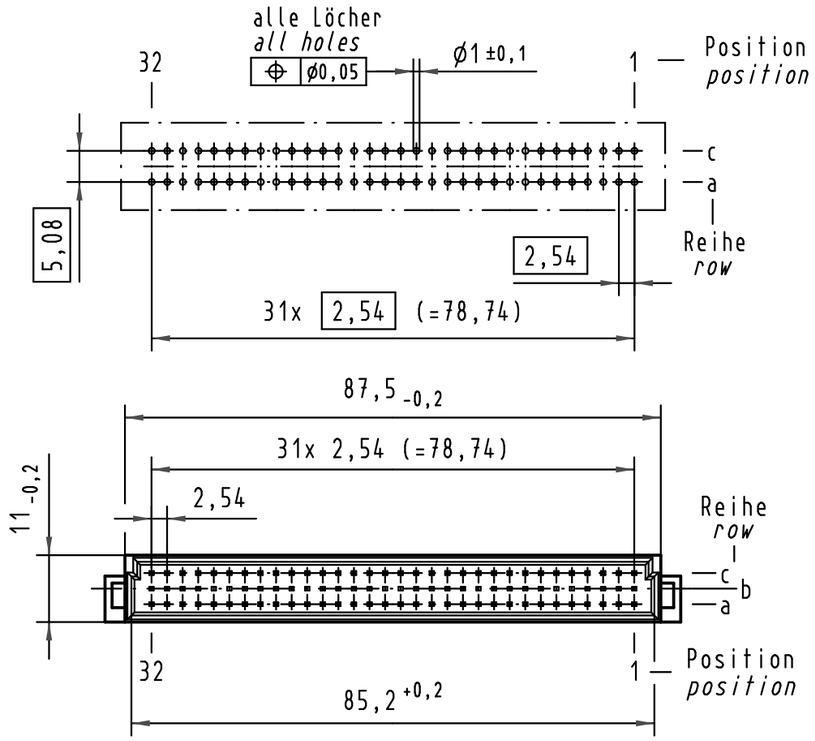

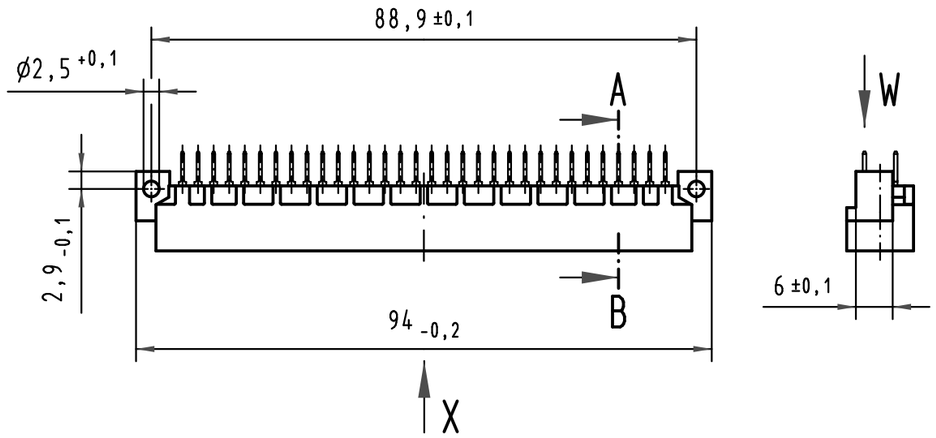

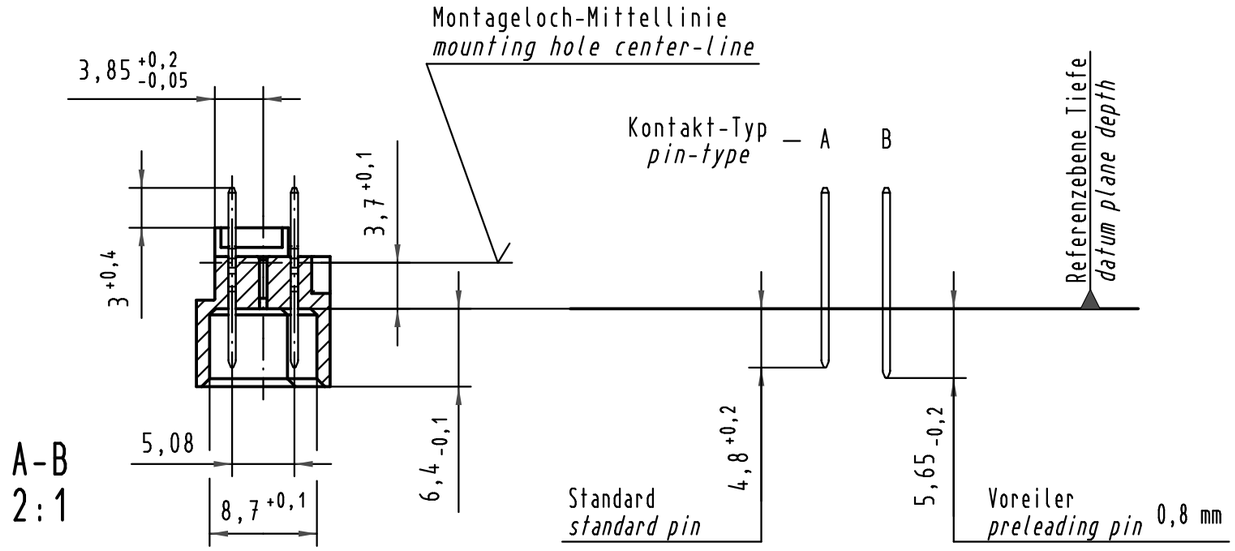

A-B
2:1

X Kontaktbelegung
contact loading

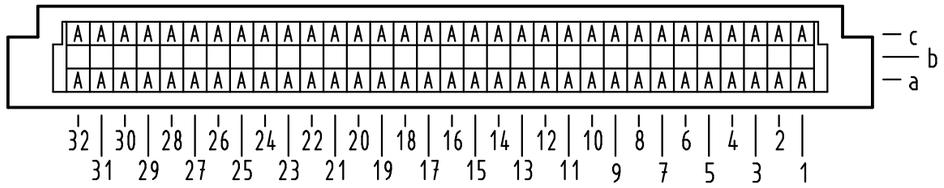

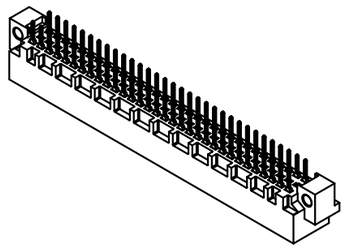

09 03 164 7922	3	Au über/over Ni
09 03 164 6922	2	Au über/over Ni
09 03 164 2922	1	Au über/over Ni
Bestell-Nr. *part-no.*	Anforderungsstufe nach IEC *performance level acc. to IEC*	Kontaktoberfläche *contact plating*

W
10:1
Querschnitt der Lötanschlüsse:
cross-section of solder terminations:

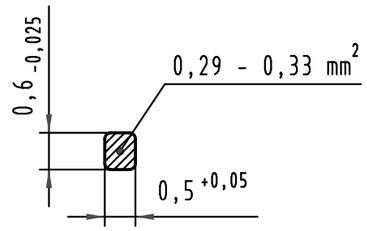

All Dimensions in mm
Original Size DIN A 3

Techn. Character.

Nicht tolerierte Maße/ *Free size tolerances*
IEC 60603-2

	Dat.	Name	Maßstab/*Scale*
Detail.	03.07.00	Rie.	1:1
Insp.	03.07.00	Pa.	2:1
Stand.			10:1

Mod.	Dat.	Name
34650	12.10.07	Hage.
27486		

HARTING Electronics GmbH & Co. KG
D-32339 ESPELKAMP

Bauform C Messerleiste
Einlöt , 64 pol.
type C male connector
solder , 64 pol.

TB 09 03 164 x922

Blatt/*page* /

Sub.