

FIBOX

CAB QUICK



FIBOX CAB HINGED DOOR WITH KEY LOCK



FIBOX CAB HINGED DOOR WITH LATCHES








FIBOX QUICK WITH QUICK TURN SCREW COVER

FIBOX CAB PC/ABS wall mounting cabinets are manufactured using high impact resistant polycarbonate or ABS material, withstanding harsh, hostile industrial environments. The FIBOX QUICK lock system allows easy access to the enclosure, while still ensuring tight sealing. The enclosure is rated EN 60529 IP66 / IP67. The cabinet base features numerous internal mounting pods, allowing ease in component assembly and installation. FIBOX CAB PC/ABS (hinged one), FIBOX QUICK PC/ABS (screw cover). Transparent "smoked grey" cover options allows easy viewing of installed control equipment and indicators.

FIBOX CAB, FIBOX QUICK, FIBOX SPACE LINK






FIBOX CAB PC/ABS

CAB ENCLOSURE WITH KEY LOCKS PC: IP 65, IK 08 ABS: IP 65, IK 08	Z mm	C mm	Including: Cabinet base, door with EPDM gasket, 3 mm double bit lock(s) with key, hinges, mounting plate screws, and corner plugs.				B x A
			ORDER SYMBOL		ORDER SYMBOL		L x S mm
			Grey door 3 mm double bit key		Smoked transparent cover 3 mm double bit key		
CAB PC/ABS 302018 G3B CAB PC/ABS 302018 T3B Y x X 300 mm 200 mm 	180 180	168 168	CAB PC 302018 G3B CAB ABS 302018 G3B		CAB PC 302018 T3B CAB ABS 302018 T3B		B x A 260 x 100 L x S 272 x 172
CAB PC/ABS 303018 G3B CAB PC/ABS 303018 T3B Y x X 300 mm 300 mm 	180 180	168 168	CAB PC 303018 G3B CAB ABS 303018 G3B		CAB PC 303018 T3B CAB ABS 303018 T3B		B x A 260 x 200 L x S 272 x 272
CAB PC/ABS 403018 G3B CAB PC/ABS 403018 T3B Y x X 400 mm 300 mm 	180 180	167 167	CAB PC 403018 G3B CAB ABS 403018 G3B		CAB PC 403018 T3B CAB ABS 403018 T3B		B x A 260 x 300 L x S 372 x 272
CAB PC/ABS 504020 G3B CAB PC/ABS 504020 T3B Y x X 500 mm 400 mm 	200 200	185 185	CAB PC 504020 G3B CAB ABS 504020 G3B		CAB PC 504020 T3B CAB ABS 504020 T3B		B x A 360 x 400 L x S 472 x 372
CAB PC/ABS 604022 G3B CAB PC/ABS 604022 T3B Y x X 600 mm 400 mm 	220 220	207 207	CAB PC 604022 G3B CAB ABS 604022 G3B		CAB PC 604022 T3B CAB ABS 604022 T3B		B x A 360 x 500 L x S 572 x 372

External height **Y** External width **X** External depth **Z** Free internal mounting height **C** Mounting plate assembly **B** x **A** Wall mounting **L** x **S**

T= smoked transparent cover G= grey cover

FIBOX CAB PC/ABS

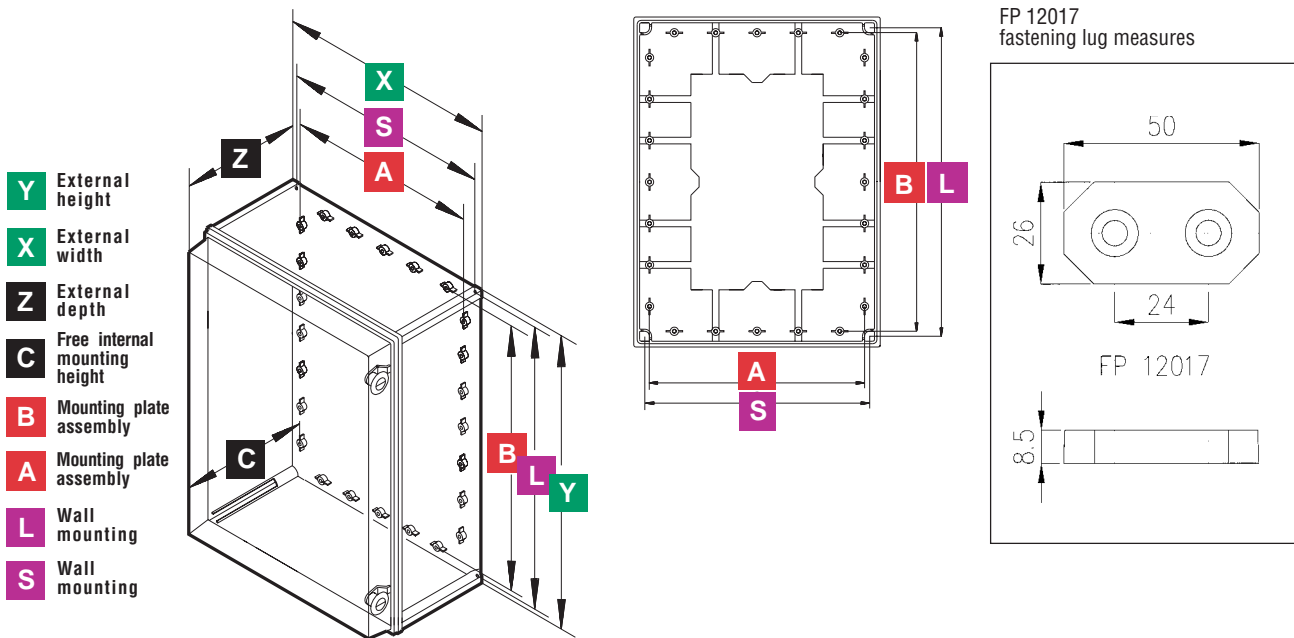
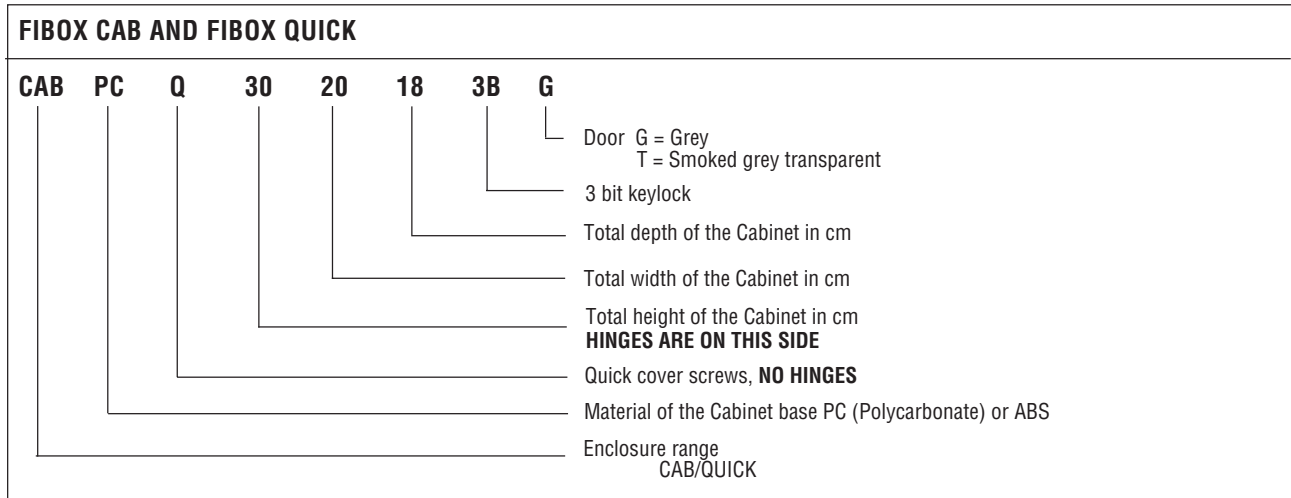
CAB ENCLOSURE WITH LATCHES PC: IP 65, IK 08 ABS: IP 65, IK 08	Z mm	C mm	Including: Cabinet base, door with EPDM gasket, hinges, latches, mounting plate screws, and corner plugs.				B	X	A
			ORDER SYMBOL		ORDER SYMBOL		L	X	S
			Grey door Hinges on long sides		Smoked transparent cover Hinges on short side		mm		
CAB PC/ABS 203018 CAB PC/ABS 302018 Y x X 300 mm 200 mm 	180	168	CAB PC 203018 G		CAB PC 203018 T				
	180	168	CAB PC 302018 G		CAB PC 302018 T			B x A 260 x 100	
	180	168	CAB ABS 203018 G		CAB ABS 203018 T			L x S 272 x 172	
	180	168	CAB ABS 302018 G		CAB ABS 302018 T				
CAB PC/ABS 303018 Y x X 300 mm 300 mm 	180	168	CAB PC 303018 G		CAB PC 303018 T			B x A 260 x 200	
	180	168	CAB ABS 303018 G		CAB ABS 303018 T			L x S 272 x 272	
CAB PC/ABS 304018 CAB PC/ABS 403018 Y x X 400 mm 300 mm 	180	167	CAB PC 304018 G		CAB PC 304018 T			B x A 260 x 300	
	180	167	CAB PC 403018 G		CAB PC 403018 T			L x S 372 x 272	
	180	167	CAB ABS 304018 G		CAB ABS 304018 T				
	180	167	CAB ABS 403018 G		CAB ABS 403018 T				
CAB PC/ABS 405020 CAB PC/ABS 504020 Y x X 500 mm 400 mm 	200	185	CAB PC 405020 G		CAB PC 405020 T			B x A 360 x 400	
	200	185	CAB PC 504020 G		CAB PC 504020 T			L x S 472 x 372	
	200	185	CAB ABS 405020 G		CAB ABS 405020 T				
	200	185	CAB ABS 504020 G		CAB ABS 504020 T				
CAB PC/ABS 604022 Y x X 600 mm 400 mm 	220	207	CAB PC 604022 G		CAB PC 604022 T			B x A 360 x 500	
	220	207	CAB ABS 604022 G		CAB ABS 604022 T			L x S 572 x 372	

External height **Y** External width **X** External depth **Z** Free internal mounting height **C** Mounting plate assembly **B** X **A** Wall mounting **L** X **S**

T= smoked transparent cover G= grey cover

FIBOX CAB PC/ABS

SYMBOLS AND ABBREVIATIONS



TECHNICAL INFORMATION FOR CAB ENCLOSURES

PROPERTY	POLYCARBONATE (PC)	ABS	CONFORMITY TO STANDARDS (UL, CSA, CE, Lloyds, BV, FI)
Ingress Protection (EN 60529)	IP65	IP65	USA Enclosures for Electrical Equipment PC: UL Type 1, 4, 4X, 12 and 13 (UL 50/508) ABS: NEMA 1, 4, 4X, 12 and 13
Impact Resistance (EN 50102)	IK 08	IK 08	Canada Industrial Control Equipment Enclosures for Electrical Equipment/ULc
Temperature Range (short term)	Celsius -40°...120°C Fahrenheit -40°...250°F	-40°...80°C -40°...175°F	Europe Enclosures for Switch Gear and Control Gear Assemblies EN 50298:1998
Temperature Range (continuous)	Celsius -40°...80°C Fahrenheit -40°...175°F	-40°...60°C -40°...140°F	Europe Safety of Information Technology Equipment EN 60950
Electrical Insulation	Totally insulated ☐	Totally insulated ☐	Australia Enclosures for switch gear and control gear AS 3132-1991
Light Grey Parts Colour	RAL 7035 Industry Grey	RAL 7035 Industry Grey	
Transparent Clear PC Cover	Smoked Grey	Smoked Grey	
Hinges and Latches (PC)	RAL 7035	RAL 7035	
Gasket	PUR/EPDM	PUR/EPDM	
Enclosure Flammability Rating	UL94-5V	UL94HB	UL 746 C 5 in. vertical flame test
Glow Wire Test	960°C	650°C	IEC 695-2-1, Self-extinguishing
Non-toxicity	Halogen Free	Halogen Free	
UV resistance	UL 508		
Chemical Resistance *	720 hours in "Weatherometer" Good	Good	

Data subject to change without notice. *Consult separate raw material data for more detailed information

POLYCARBONATE AND ABS CABINETS WITH KEY LOCKS OR WITH LATCHES

POLYCARBONATE AND ABS

CAB PC / ABS enclosures feature innovative design and unique latch and locking options. Optional smoked transparent covers provide excellent visibility plus UV protection for internal components.

HINGED INNER PANEL (SWING DOOR)


For instrumentation mounting, aluminium inner panels can be hinged right or left. Panels swing a full 90 degrees permitting total access to components mounted inside the cabinet.

ADJUSTABLE DEPTH

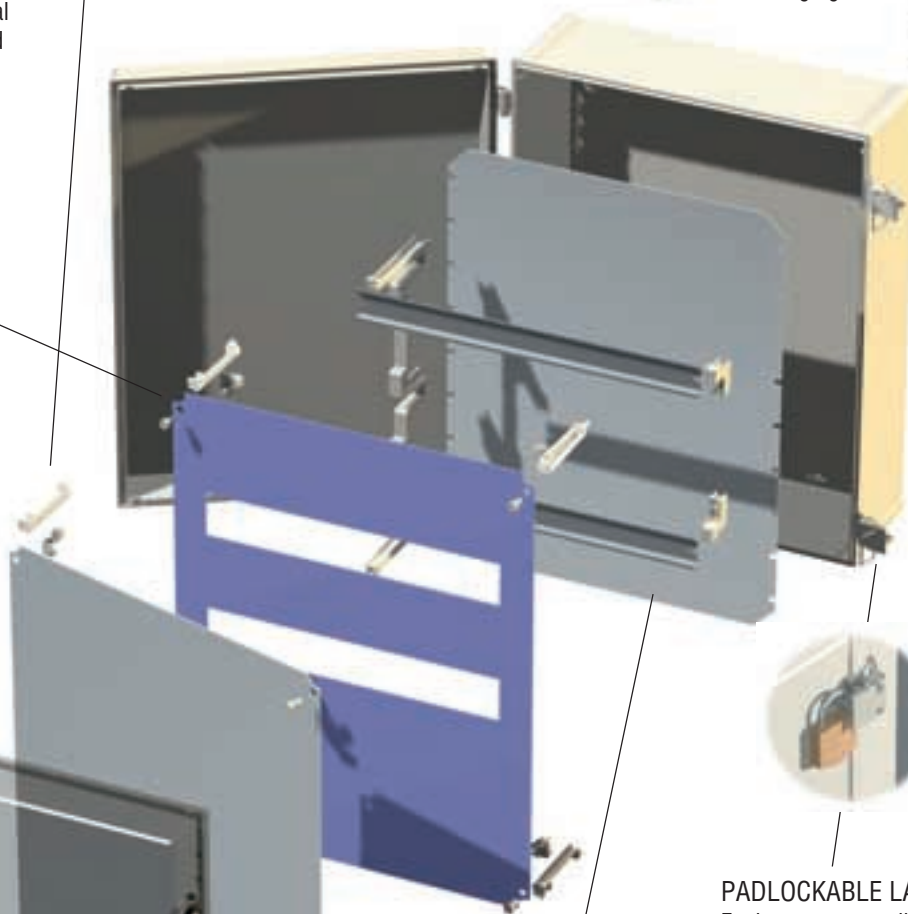
Unique brackets allow inner panels to be mounted at different depths. Panels can be mounted either as hinged or fixed.

SWING DOOR

Pat.Reg. 400865



WALL FASTENING FEET
Wall mounting is achieved directly through the enclosure or by using optional wall mounting feet for hanging the enclosure.









NEW!
MOUNTING FRAMES

PADLOCKABLE LATCH
Enclosures are available hinged either on the long or short side. Quick release latches feature a built-in provision for padlocking.

KEY LOCK

CAB enclosures are available with a 1/4 turn DIN lock supplied with a standard 3mm double bit plastic key.

FIBOX QUICK

FIBOX QUICK PC AND ABS ENCLOSURE PC: IP 66/IP 67, IK 08 ABS: IP 65, IK 08	Z mm	C mm	Including: Enclosure base, cover, screws 4x CS12137, and mounting screws.				B x A
			ORDER SYMBOL		ORDER SYMBOL		L x S
			Grey cover		Smoked transparent cover		mm
CAB PCQ 32 CAB ABSQ 32 Y x X 300 mm 200 mm 	170 170	158 158	CAB PCQ 302017 G CAB ABSQ 302017 G		CAB PCQ 302017 T CAB ABSQ 302017 T	B x A 260 x 100 L x S 272 x 172	
CAB PCQ 33 CAB ABSQ 33 Y x X 300 mm 300 mm 	170 170	158 158	CAB PCQ 303017 G CAB ABSQ 303017 G		CAB PCQ 303017 T CAB ABSQ 303017 T	B x A 260 x 200 L x S 272 x 272	
CAB PCQ 43 CAB ABSQ 43 Y x X 400 mm 300 mm 	170 170	158 158	CAB PCQ 403017 G CAB ABSQ 403017 G		CAB PCQ 403017 T CAB ABSQ 403017 T	B x A 260 x 300 L x S 372 x 272	
CAB PCQ 44 CAB ABSQ 44 Y x X 400 mm 400 mm 	170 170	158 158	CAB PCQ 404017 G CAB ABSQ 404017 G		CAB PCQ 404017 T CAB ABSQ 404017 T	B x A 360 x 300 L x S 372 x 372	
	+100	+100	EKI EXT 44 Extension frame for multi-times additional 100 mm		EKI EXT 44		
CAB PCQ 63 CAB ABSQ 63 Y x X 600 mm 300 mm 	170 170	158 158	CAB PCQ 603017 G CAB ABSQ 603017 G		CAB PCQ 603017 T CAB ABSQ 603017 T	B x A 260 x 500 L x S 572 x 272	
CAB PCQ 64 CAB ABSQ 64 Y x X 600 mm 400 mm 	210 210	198 198	CAB PCQ 604021 G CAB ABSQ 604021 G		CAB PCQ 604021 T CAB ABSQ 604021 T	B x A 360 x 500 L x S 572 x 372	
	270 270	258 258	CAB PCQ 604027 G CAB ABSQ 604027 G		CAB PCQ 604027 T CAB ABSQ 604027 T		

External height **Y** External width **X** External depth **Z** Free internal mounting height **C** Mounting plate assembly **B** x **A** Wall mounting **L** x **S**

FIBOX QUICK – QUICK TURN COVER SCREW

HINGED INNER PANEL (SWING DOOR)

For instrumentation mounting, aluminium and insulated plastic inner panels can be hinged right or left. Panels swing a full 90 degrees permitting total access to components mounted inside the cabinet.

ADJUSTABLE DEPTH

Unique brackets allow panels to be mounted at different depths. Panels can be mounted either as hinged or fixed.

NEW DESIGN WITH STYLE

- Increased wall thickness adds strength and rigidity
- Smoked grey transparent cover provides excellent component visibility
- More flexibility in component mounting with large number of mounting pods
- Lower weight when compared with fibreglass or metal
- Smooth surfaces for nomenclature, decals and overlays

QUICK LOCK SCREWS

Quarter turn screws have optional head designs.

SWING DOOR

EASY COMPONENT MOUNTING

Internal mounting options include metal mounting plates, plastic front plates, DIN rail assemblies and variable depth spacers.

SPACE AND MORE SPACE

Unique corner pod design leaves maximum mounting space without limiting accessories.

Moulded in place, perimeter gasket allows full enclosure base opening (no door return to reduce opening.)

Depth increase with enclosure size. Two optional 100mm high covers increase overall usable depth.







ACCESSORIES TO CUSTOMISE YOUR APPLICATION

- Quick turn cover screws feature alternative screw heads: slotted, wing, blind and Phillips.
- Unique corner brackets permit variable depth mounting of front plates, DIN rail frames and mounting plates
- Corner hinge brackets permit inner swing panel to open 90 degrees.
- Wall mounting may be done directly through the rear of an enclosure. Sealing plugs maintain the NEMA rating. Alternatively, optional wall mounting feet may be added using the brass mounting inserts on the rear of the enclosure.
- Inspection windows provide access to components, yet maintain IP ratings.

SWING DOOR

Pat.Reg. 400865

FIBOX SPACE LINK

FIBOX SPACE LINK PC: IP 65	Z mm	C mm	Please order separately: Enclosure base, cover and screws QUICK SET. (see page 60), for EKI 63 and EKI 64, 2 x QUICK SET.				B x A
			ORDER SYMBOL		ORDER SYMBOL		L x S
			Grey cover		Smoked transparent cover		mm
EKI 23  Y x X 200 mm 300 mm	170	158	Base: EKI 23-2 EKI 23-4 Cover: EKI 23/40G		Base: EKI 23-2 EKI 23-4 Cover: EKI 23/40T	B x A 260 x 100 L x S 272 x 172	
EKI 33  Y x X 300 mm 300 mm	170	158	Base: EKI 33-2 EKI 33-4 Cover: EKI 33/40G		Base: EKI 33-2 EKI 33-4 Cover: EKI 33/40T	B x A 260 x 200 L x S 272 x 272	
EKI 43  Y x X 400 mm 300 mm	170 230	158 218	Base: EKI 43-5A EKI 43-4 Cover: EKI 43/40G EKI 43/100G		Base: EKI 43-5A EKI 43-4 Cover: EKI 43/40T EKI 43/100T	B x A 260 x 300 L x S 372 x 272	
EKI 44  Y x X 400 mm 400 mm	170 +100	158 +100	Base: EKI 44-4 Cover: EKI 44/40G EKI EXT 44 Extension frame adds 100 mm depth, use many. See page 60.		Base: 44-4 Cover: EKI 44/40T EKI EXT 44	B x A 360 x 300 L x S 372 x 372	
EKI 63  Y x X 600 mm 300 mm	170	158	Base: EKI 63-6 Cover: EKI 63/40G		Base: EKI 63-6 Cover: EKI 63/40T	B x A 260 x 500 L x S 572 x 272	
EKI 64  Y x X 600 mm 400 mm	210 270	198 258	Base: EKI 64H - 4EPA EKI 64H - 6 Cover: EKI 64/40G EKI 64/100G		Base: EKI 64H - 4EPA EKI 64H - 6 Cover: EKI 64/40T EKI 64/100T	B x A 360 x 500 L x S 572 x 372	

External height **Y** External width **X** External depth **Z** Free internal mounting height **C** Mounting plate assembly **B** x **A** Wall mounting **L** x **S**

FIBOX SPACE LINK - LARGE FLANGE OPENINGS FOR EASY ASSEMBLY

COMPREHENSIVE ASSEMBLY SYSTEM

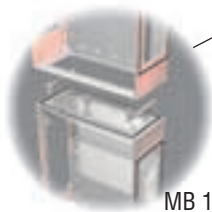
- New quick-link system plus a more rugged flange opening design making it easier to connect enclosure assemblies together.
- Flange support system works with popular bus bar systems (ABB, Wohner, Weber, etc.) designed for 5 x 20 and 10 x 30 mm copper bars.
- New DIN rail frames ease DIN module mounting and feature front plate corner brackets.
- Inspection windows with standard DIN 17.5/45 mm openings. New sizes include 377 x 331 mm and 331 x 277 mm.

EXTENSION FRAMES

Available in 400 x 400 mm and when stacked create additional depth in 100mm increments., for example, 170mm, 270mm, 370mm, etc.


QUICK-LINK SYSTEM

Assembly of the enclosures faster than ever.



MB 12287F3 set

60 MM BUS-BAR SYSTEM



ACCESSORIES TO CUSTOMIZE YOUR APPLICATION

- Quick turn cover screws feature alternative screw heads: slotted, wing, blind and Phillips.
- Unique corner brackets permit variable depth mounting of front plates, DIN rail frames and mounting plates
- Corner hinge brackets permit inner swing panel to open 90 degrees.
- Wall mounting may be done directly through rear of enclosure. Sealing plugs maintain the NEMA rating. Alternatively, optional wall mounting feet may be added using the brass mounting inserts on the rear of the enclosure.
- Inspection windows provide access to components, while maintaining NEMA ratings.
- Hinges, spacers, ventilators, etc.
- Flange plates with knockouts or blank.
- Variety of cable glands, strain relief and conduit fittings.



Pat.Reg. 400865

MOUNTING RAILS AND PLATES

Internal mounting options include metal mounting panels, blue polycarbonate front plates, DIN rail assemblies with variable depth spacers.



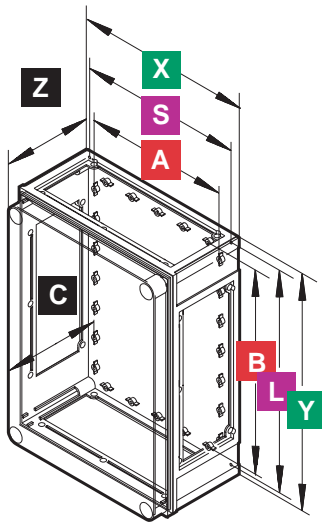
SNAP-IN SYSTEM

Fastest way to assemble the flanges.

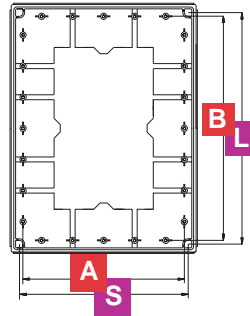
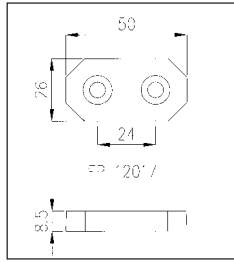
FIBOX SPACE LINK

SYMBOLS AND ABBREVIATIONS

- Y** External height
- X** External width
- Z** External depth
- C** Freeinternal mounting height
- B** Mounting plate assembly
- A** Mounting plate assembly
- L** Wall mounting
- S** Wall mounting



FP 12017 fastening lug measures



QUICK SET

Screw set for Space Link and Quick includes:

- 4 x CS 12137 cover screws head, blue
- 4 x MSM KN 4.8 x 9.5 mounting plate screw
- 4 x SP 12087 internal corner plug, red

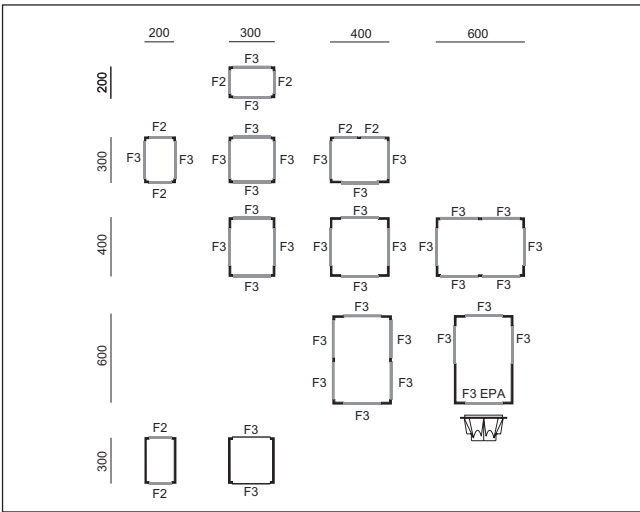
(4 x)  CS 12137

(4 x)  MSM KN 4.8 x 9.5

(4 x)  SP 12087

Please order one QUICK SET for each SPACE LINK enclosure except 2 for EKI 63 and EKI 64.

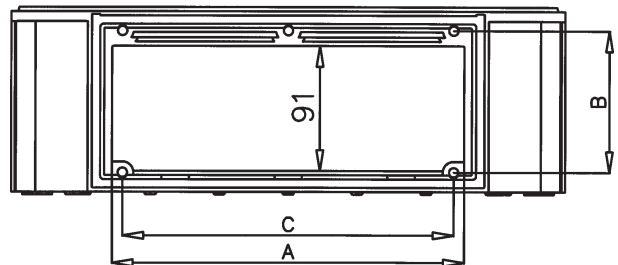
ASSEMBLY OF SPACE LINK ENCLOSURES



POLYCARBONATE FLANGES

Ordering symbol	Size	Openings
F3/12014	F3	no opening
F3/12022	F3	12xPg16/9 + 7xPg16
F3/12088	F3	4xPg36/29 + 4xPg16
F3/12028	F3	4xPg21 + 9xPg16
= for plate size 2 in EK range		
F3/12186	F3	no opening
F3/12187	F3	6 x M20/M25, 4 x M25/M32
F3/12023	F3	C-opening (SFS)
F3/EPA	F3/EPA	C-opening (SFS)
incl. MB 12288 plate + 2xFA 12114		
F2/12015	F2	no opening
F2/12042	F2	6xPg16/9 + 5xPg16
F2/12041	F2	4xPg16 + 3xPg21
F2/12089	F2	4xPg 16+3xPg 29
F2/12069	F2	2xPg 36+1xPg 16

EXTENSION FRAME
In size 400 x 400 mm allow unlimited depth 170mm, 270mm, 370mm 470 mm etc...



DIMENSIONAL DRAWINGS OF THE FIBOX EKI FLANGE OPENINGS F2 AND F3

TYPE	A	B	C
F2	155	102	140
F3	255	102	240

TECHNICAL INFORMATION FOR SPACE LINK ENCLOSURES

PROPERTY	POLYCARBONATE (PC)	CONFORMITY TO STANDARDS
Ingress Protection (EN 60529)	IP65	USA Enclosures for Electrical Equipment PC: UL Type 1, 3R (UL 50/508) NEMA 1, 4, 4X, 12 and 13
Impact Resistance (EN 50102)	IK 08	Canada Industrial Control Equipment Enclosures for Electrical Equipment/ULc
Temperature Range (short term)	Celsius: -40°...120°C Fahrenheit: -40°...250°F	Europe Enclosures for Switch Gear and Control Gear Assemblies EN 50298:1998
Temperature Range (continuous)	Celsius: -40°...80°C Fahrenheit: -40°...175°F	Europe Safety of Information Technology Equipment EN 60950
Electrical Insulation	Totally insulated <input checked="" type="checkbox"/>	Australia Enclosures for switch gear and control gear AS 3132-1991
Light Grey Parts Color	RAL 7035	
Transparent Clear PC Cover	Industry Grey	
Screws Head CS (PC)	Smoked Grey	
Gasket	RAL 5023 Blue	
Enclosure Flammability Rating	PUR/EPDM	
Glow Wire Test	UL94-5V	UL 746 C 5 in. vertical flame test
Non-toxicity	960°C	IEC 695-2-1, Self-extinguishing
UV resistance	Halogen Free	DIN/VDE 0472, Part 815
Chemical Resistance *	UL 508	
	720 hours in "Weatherometer"	
	Good	

TECHNICAL INFORMATION FOR QUICK ENCLOSURES

































PROPERTY	POLYCARBONATE (PC)	ABS	CONFORMITY TO STANDARDS
Ingress Protection (EN 60529)	IP66/IP67 and IP 66	IP65	USA Enclosures for Electrical Equipment PC: UL Type 1, 3R (UL 50/508) NEMA 1, 4, 4X, 12 and 13
Impact Resistance (EN 50102)	IK 08	IK 08	Canada Industrial Control Equipment Enclosures for Electrical Equipment/ULc
Temperature Range (short term)	Celsius: -40°...120°C Fahrenheit: -40°...250°F	-40°...80°C -40°...175°F	Europe Enclosures for Switch Gear and Control Gear Assemblies EN 50298:1998
Temperature Range (continuous)	Celsius: -40°...80°C Fahrenheit: -40°...175°F	-40°...60°C -40°...140°F	Europe Safety of Information Technology Equipment EN 60950
Electrical Insulation	Totally insulated <input checked="" type="checkbox"/>	Totally insulated <input checked="" type="checkbox"/>	Australia Enclosures for switch gear and control gear AS 3132-1991
Light Grey Parts Color	RAL 7035	RAL 7035	
Transparent Clear PC Cover	Industry Grey	Industry Grey	
Screws Head CS (PC)	Smoked Grey	Smoked Grey	
Gasket	RAL 5023 Blue	RAL 5023 Blue	
Enclosure Flammability Rating	PUR/EPDM	PUR/EPDM	
Glow Wire Test	UL94-5V	UL94HB	UL 746 C 5 in. vertical flame test
Non-toxicity	960°C	650°C	IEC 695-2-1, Self-extinguishing
UV resistance	Halogen Free	Halogen Free	DIN/VDE 0472, Part 815
Chemical Resistance *	UL 508		
	720 hours in "Weatherometer"		
	Good	Good	



Data subject to change without notice. *Consult separate raw material data for more detailed information

ACCESSORIES FOR CAB -, QUICK AND SPACE LINK ENCLOSURES

Product	Order symbol	Size mm	
Swing door/ front plates (aluminium)	FP A 23 FP A 33 FP A 43 FP A 44 FP A 54 FP A 63 FP A 64	178 x 272 272 x 278 372 x 278 372 x 372 472 x 378	
Front plates	FP 12-23 FP 12-33 FP 12x2-33 FP 12x2-43 FP 12x2-43 FP* FP 12x3-43 FP 18x2-54 FP 12x3-64 FP 18x3-64	178 x 278 278 x 278 278 x 278 378 x 278 378 x 278 378 x 278 478 x 378 578 x 378	
Front plates, black (ABS)	FP 23 FP 33 FP 43 FP 44 FP 54 FP 63 FP 64	268 x 176 276 x 268 376 x 268 376 x 368 476 x 368 576 x 268 576 x 368	
Swing door kit for front plates and door	MB 12225		
DIN rail frame	DRF 23 DRF 33 DRF 43/44 DRF 54 DRF 63/64	170 270 370 470 570	
DIN-rails/Banks	EKIV 17 EKIV 27 EKIV 37 EKIV 47	166 266 366 466	
Mounting plates (Zinc plates metal)	EKIV 23 EKIV 33 EKIV 43 EKIV 44 EKIV 54 EKIV 63 EKIV 64	170 x 270 270 x 270 370 x 270 370 x 370 470 x 370 570 x 270 570 x 370	

ACCESSORIES FOR CAB - AND QUICK ENCLOSURES

Product	Order symbol	Size mm	
Inspection windows  L44 II  L43 II  L24 II  L12 II  L24 II  L12 II  L24 II  L12 II  L24 II  L12 II  L24 II  L12 II  L24 II  L12 II  L24 II  L12 II  L24 II  L12 II  L24 II  L12 II  L24 II  L12 II  L24 II 	L44 II	377 x 331	
	L43 II	331 x 277	
	L24 II	248 x 218	
	L12 II	248 x 128	
	L24	248 x 218	
	L12	248 x 128	
	L13	257 x 108	
	L10	199 x 77	
	L08	162 x 77	
	L06	130 x 77	
	L04	96 x 77	
	L02	60 x 77	
	Front plates for windows L12 and L24  	B12/10621-45 B24/10620-45	12 modules 24 modules 1 module = 17,5 mm
Cover screws heads  Blue  Grey  Grey  Grey	CS 12137		
	SS 12136		
	HS 12112		
	BS 12138		
Hinge set ^{NEW!} <i>Only to CAB</i>	MB CH SET		
Latch set ^{NEW!} <i>Only to CAB</i>	MB CL SET		
Hinge set ^{NEW!} <i>Only to QUICK</i>	PAT 12040		
Wall fastening lug  Set of four, incl screws M6x10	FP12017		
Corner plug 	SP 12087		
Key 	MB 12235		
DIN rail support	FP 12190		
Spacers	FA 12053 FA 12052 MB 10686 set		
Mounting screws	MSM KN 4.8x9.5		
Ventilation device	MB 10564 MB 10631		
Water plug	MB 12189		

Product	Order symbol	Size mm	
Bush-bar support	BBSF	F 3	
Membrane cable glands for cable entry 	MK 10427 MK 10428		
Support flanges 	F2/12291 F3/12290		

Cable entry direct mount to flange opening

Product	Order symbol	Size mm	
For F3-size flange open.	F3/12101	30-45 mm cables	
For F2-size flange open.	F2/12102	30-60 mm cables	
Connect. kit	MB F3F2	For F2/12101 and F3/12101	
Cable gasket	MK 10427	30-45 mm cables	
Cable gasket	MK 10428	30-60 mm cables	

Cable entry with cable gasket for gland plate F3/EPA

Product	Order symbol	Size mm	
Cable entry with cable gasket	HIBOX 16	1 x 37-62 mm cables	
Cable entry with two cable gasket	DSHIBOX 26	2 x 37-62 mm cables	
Cable entry kit	F3/EPA	Connecting HIBOX/DSHIBOX to EKI bases	

Cable entry for gland plate F3/EPA

Product	Order symbol	Size mm	
Cable entry	EPA 2160	1 x 30-60 mm	
Cable entry	EPA 2260	2 x 30-60 mm	
Connector set	MB 10670	Size 2 flange opening	
Gland plate gasket	MK 10438	Size 2 flange opening	
Cable gasket	MK 10427	30-45 mm cables with cable entry	
Cable gasket	MK 10428	30-60 mm cables with cable entry	