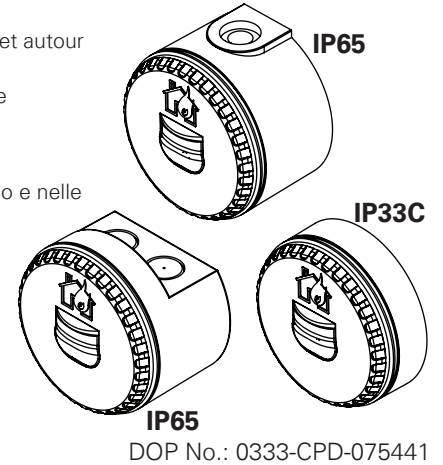


# Solista LX Wall



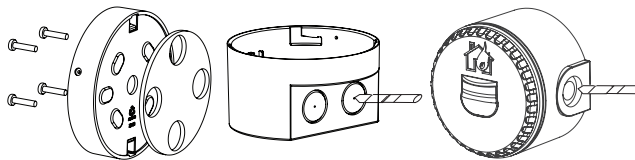
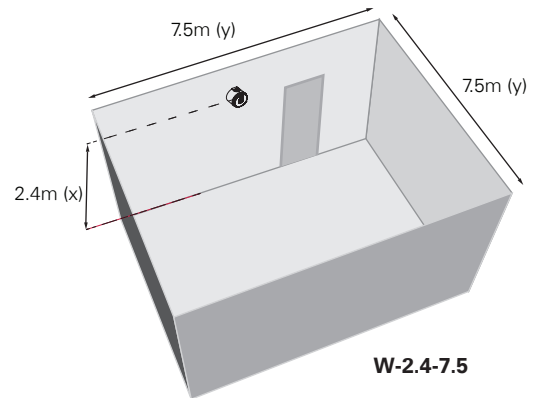
- (EN)** EN54-23 Fire alarm devices visual alarm device for use in & around buildings
- (FR)** Dispositifs incendie EN54-23 dispositifs visuels alarme feu pour utilisation à l'intérieur et autour des bâtiments
- (DE)** EN54-23 Feuermeldevorrichtung Optischer Signalgeber zur Innen-und Aussenmontage
- (PL)** EN54-23 Pożarowe urządzenia alarmowe sygnalizatory optyczne do pomieszczeń i na zewnątrz budynków.
- (IT)** Dispositivi di allarme antincendio EN54-23 dispositivo di allarme visivo per uso all'interno e nelle vicinanze degli edifici

	EN54-23:2010		ABS FR & Polycarbonate
	9 - 60Vdc		Type A (IP33C) & B (IP65)
	-25°C ~ +70°C		1.5W (max)
	2.4m (max)		100mS ON / 900mS OFF 50mS ON / 950mS OFF
	< 120% for 10mS		0.5mm <sup>2</sup> - 2.5mm <sup>2</sup>

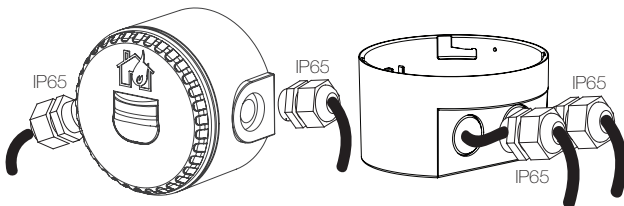


DOP No.: 0333-CPD-075441

	High Power		Low Power			
	1 Hz	0.5Hz	1 Hz	0.5Hz		
	White & Red	W-2.4-7.5 7.5m (135m <sup>3</sup> )	White	W-2.2-2.3 2.5m (15m <sup>3</sup> )		
	White Flash Flash Blanc Weisser Blitz	12V	51mA	27mA	35mA	19mA
		24V	25mA	16mA	16mA	10mA
		48V	18mA	11mA	11mA	9mA
	Red Flash Flash Rouge roter Blitz	12V	51mA	27mA	35mA	19mA
		24V	25mA	16mA	16mA	10mA
		48V	18mA	11mA	11mA	9mA



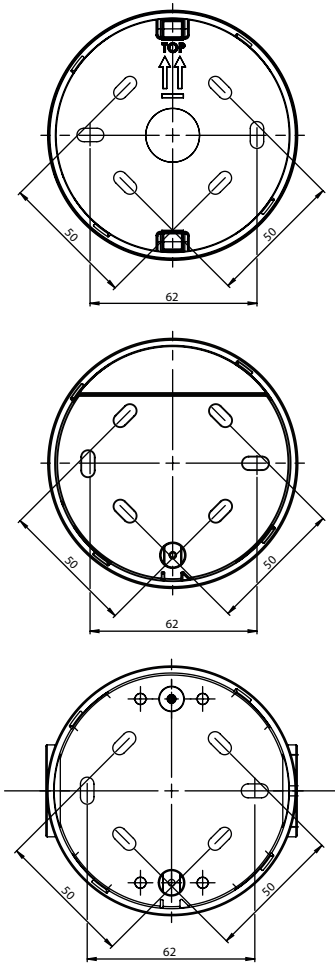
- (EN)** Drilling diameter must be adjusted to the diameter of the cable glands.
- (FR)** Le diamètre de perçage doit être adapté au diamètre des presses-étoupes.
- (DE)** Bohrdurchmesser muss dem Kabeldurchmesser angepasst sein.
- (PL)** Średnica wiercenia musi być dostosowana do średnicy dławików kablowych.
- (IT)** È necessario adattare il diametro di perforazione in base al diametro del pressacavi.



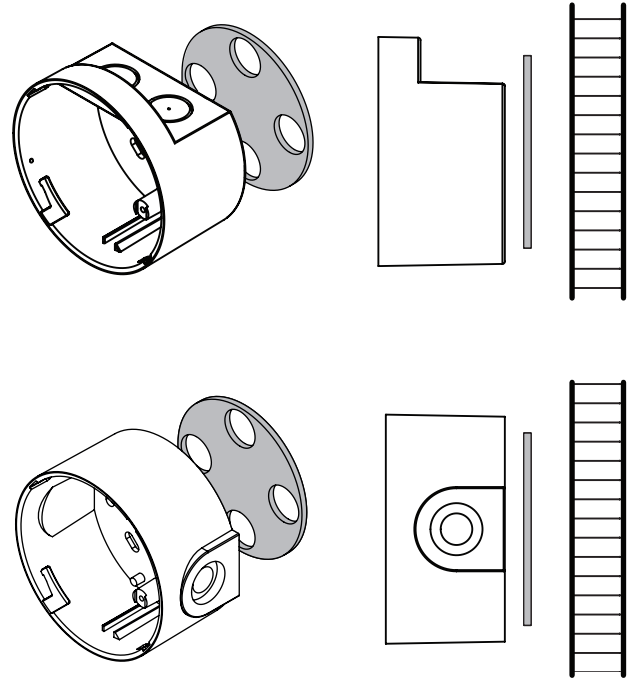
- (EN)** Cable glands must be compatible with declared cable size.
- (FR)** Les presses-étoupes doivent être adaptés à la section des câbles déclarée.
- (DE)** Kabeldurchfuehrungen muessen mit den angegebenen Kabelabmessungen kompatibel sein.
- (PL)** Dławiki kablowe muszą pasować do zadeklarowanego rozmiaru kabla.
- (IT)** È necessario che i pressacavi siano compatibili con la dimensione del cavo indicata.



Powering Business Worldwide



IP65



(EN) Place gasket between the product and mounting surface.

(FR) Placer le joint entre le produit et le support.

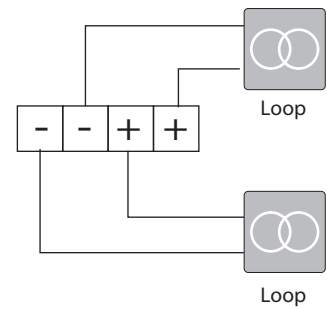

(DE) Die Dichtung zwischen dem Produkt und der Befestigungsplatte.

(PL) Umieścić uszczelkę między produktem a powierzchnią montażową.

(IT) Posizionare guarnizione tra il prodotto e la superficie di montaggio.



	1	2	EN54-23
ON	1	1	
1Hz	1	0	Pass
0.5Hz	0	0	Pass
High Power	1	0	Pass
Low Power	0	0	Pass



\* (EN) Product manual M12-002

\*\* (EN) POŻAR label must be applied if product used in Poland

(PL) Naklejka "POŻAR" musi być użyta jeżeli produkt jest stosowany w Polsce.

Manufactured By  
Cooper Fulleon Limited  
Llantarnam Park, Cwmbran, Gwent, NP44 3AW, UK  
Tel: +44 (0)1633 628 500  
Fax: +44 (0)1633 866 346  
www.cooperfulleon.com  
www.eaton.com  
Made in the UK

Eaton Industries Manufacturing GmbH  
Electrical Sector EMEA  
Route de la Longeraie 7  
1110 Morges, Switzerland  
Eaton.eu

© 2015 Eaton All rights reserved March 2015



Powering Business Worldwide