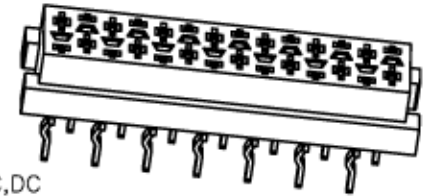
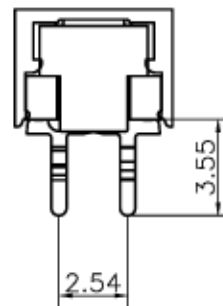


Pos	A	B	C
4	7.00	3.81	5.60
6	9.54	6.35	8.14
8	12.08	8.89	10.68
10	14.62	11.43	13.22
12	17.16	13.97	15.76
14	19.70	16.51	18.30
16	22.24	19.05	20.84
18	24.78	21.59	23.38
20	27.32	24.13	25.92
22	29.86	26.67	28.46
24	32.40	29.21	31.00
26	34.94	31.75	33.54

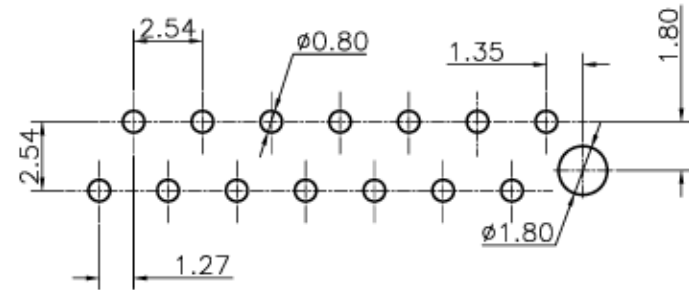


Specifications:  
 Current rating:1.0A AC,DC  
 Voltage rating:30V AC, DC  
 Contact resistance:20m ohm Max  
 Insulation resistance:1000M ohm Min  
 Withstanding voltage:AC 500V AC/minute  
 Operating Temperature:-40°C ~ +105°C  
 Materials:  
 Insulator:High Temp Plastic UL94V-0  
 Contact material:Phosphor Bronze  
 Finish:Tin Plated

### How to Order

**TMM-X-X-XX-X**

<b>Type</b>	<b>Packaging</b>
1-IDC Male	1 - Tape & Reel
2-IDC Plug	2 - Tube
3-DIP Male Straight	3 - Bag
4-DIP Female Straight	
5-DIP Female R/A	<b>Number of Positions</b>
6-SMT Female Straight	04, 06, 08, 10, 12,
	14, 16, 18 or 20
<b>Locking System</b>	
0-without lock	
L-with lock	



PCB Layout



TOLERANCE (mm)	APPROVALS	DATE	TITLE	AMPHENOL Amphenol European Design Center	
X, ±0.3	DESIGN <b>Stephane</b>	2006/04/22	<b>Micro Match Dip type Female</b>	Scale N.A.	Sheet 1 of 1
X.X, ±0.1	CHECKED <b>Rob K.</b>	2006/04/23			
X.XX, ±0.05	APPROVED <b>Rob K.</b>	2006/04/23			
UNLESS OTHERWISE SPECIFIED	UNIT:	MM	SIZE: A4	DRAWING N°: TMM-4-0-XX-X	REV: A